

Japan 4 Youth

Cosplay Culture

Mega City Tokyo

Japanese Language Course

Anime and Manga Culture





Konnichi wa!

Welcome to Japan

Are you willing to go and explore a different world?

*Then come with us to Japan, the land of contrasts
where modern spirit and traditionalism go hand in hand!*

Do you want to discover the ancient eastern culture?

*We will visit Kyoto, the former imperial capital, with its palaces
and temples, marvel at the world's largest bronze statue of Buddha
in Nara, stroll to the UNESCO World Heritage in Nikko
and much more!*

What about some action within the mystic beauty of Asia's nature?

*Join us on a river rafting trip near Kyoto, a great fun for young
people, hike through bamboo forests and enjoy the view down
from Mount Kinka near Gifu.*

Are you a fan of Japanese lifestyle and Anime culture?

*We are right up front! Osaka, Kobe, Nagoya and Tokyo -
these super modern metropolises are awaiting you with their huge
skyscrapers, high tech, Comics and Manga shops,
Anime fairs and young culture!*

Still not satisfied?

*No problem! Our Advanced-Trip, including language courses,
and a stay at a host family and etiquette training in Fukuoka, will be
the perfect preparation for the subsequent trip through Japan.*

Japan 4 Youth is waiting for YOU!

BCT-Touristik, Bonner Straße 37, 53721 Siegburg, Germany
Tel.: +49 - 2241 - 9424211, Fax: +49 - 2241 - 9424299
E-Mail: japan@japan4youth.com www.japan4youth.com

Japan

Land of the rising sun

Content

Welcome to Japan

Japan 4 Youth – Basic Trip – 16 days Kyoto, Osaka & Tokyo

Japan 4 Youth – Advanced Trip – 21 / 27 days Kyoto, Osaka, Tokyo & language school

Japan 4 Youth – City Trip – 8 days Tokyo

General information about the country

Things worth knowing about Japan

Excursus: language school and host family

Excursus: ryokan and cosplay

Travel information & Booking

BCT – The „Recipe“ of our trips

BCT – About our trips

BCT – Travel conditions

Information about travel insurance

Indications of Business Class, travel booking

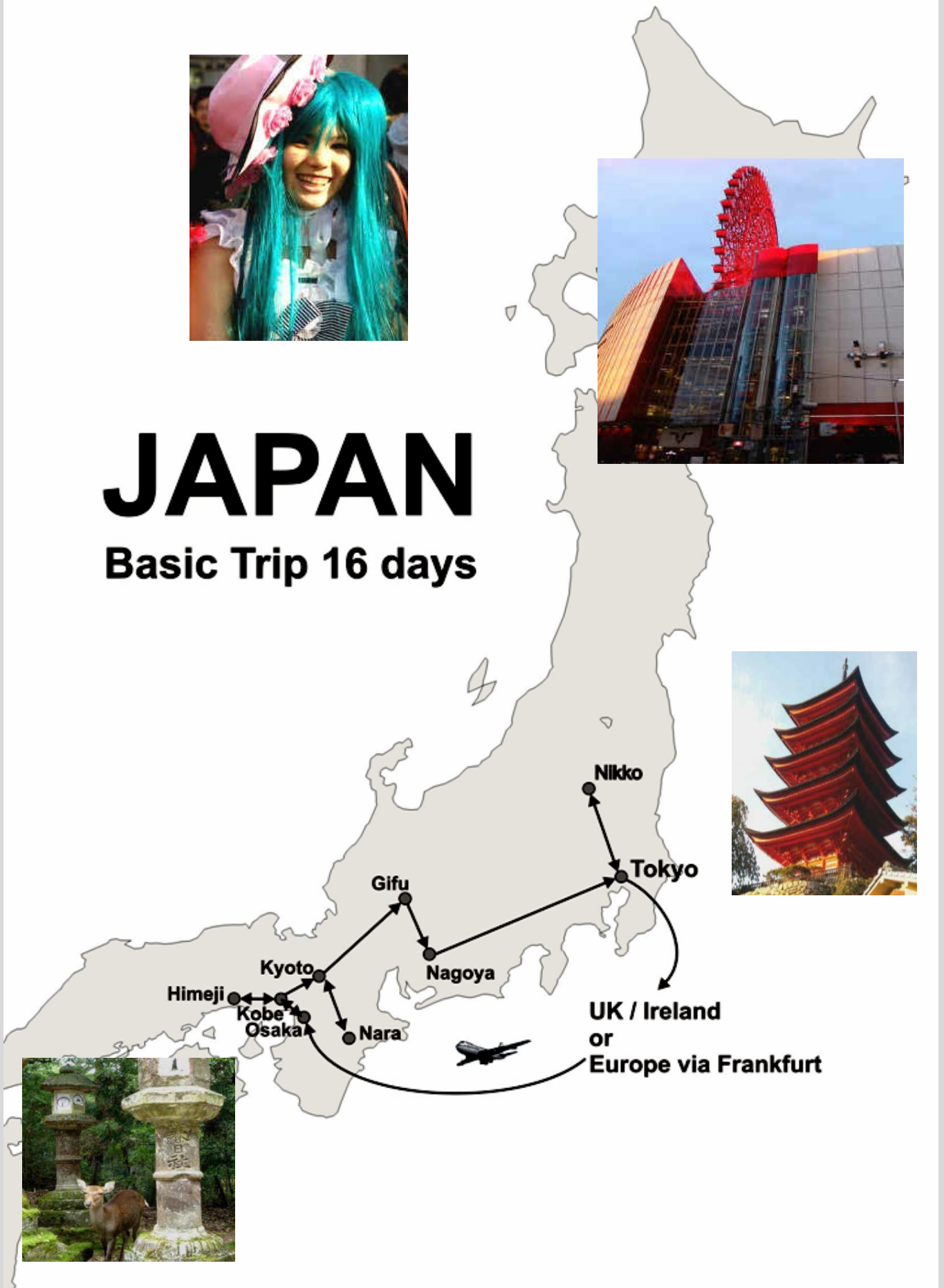
Booking form





JAPAN

Basic Trip 16 days



Highlights of the trip

- Golden Pavilion
- Manga & Anime Culture
- Mega City Tokyo
- Sake Brewery
- Capsule Hotel
- Temples & Shrines

Japan 4 Youth - Basic Trip 16 Days

Schedule 2018

30 Jul – 14 Aug	16 days
10 Sep – 25 Sep	16 days
17 Oct – 01 Nov	17 days

Schedule 2019

11 Mar – 26 Mar	16 days
31 Jul – 15 Aug	16 days
11 Sep – 26 Sep	16 days

Itinerary:

UK/Ireland/Europe - Frankfurt – Osaka – Kobe – Himeji – Kyoto – Nara – Gifu – Nagoya – Tokyo – Nikko – Tokyo – Frankfurt – UK/Ireland/Europe

1st Day – Going East

Today our great adventure begins! From our home country we are flying to Frankfurt where we meet the rest of the group and our tour guide we're spending the next two weeks with. Prior to the departure we have plenty of time to ask them questions regarding our trip or Japan in general. Before we arrive in the "land of the rising sun", we pass seven time zones on our eleven-hour flight.

2nd Day – Kansai International

As soon as we arrive at Kansai International Airport, I seize the opportunity to try real Japanese food. To my great surprise, sushi isn't just better than at home, but also cheaper. Even though we're still at the airport!

Afterwards we take the bus to our hotel in the shopping district in Osaka. But I really want to sleep right now, so I'll leave that for tomorrow.

3rd Day – Welcome to Japan

Umeda station is like the milling mass of an anthill with people heading in every possible direction. It's quite fascinating to observe. Before we get too caught up in this sight there is still Osaka waiting for us. We are heading for Umeda Sky Building, one of Osaka's most modern buildings, so we can marvel at the "city of rivers" from 173 meters above the ground.

Crazy world: A Ferris wheel on top of a department store

After a short walk we reach HEP 5, an impressive department store with lots of shops, restaurants and a Ferris wheel on the roof. After some shopping we head to Doguya Suji, a shopping arcade of its own. Here we find many shops selling restaurant articles including this funny plastic food you can see in most restaurant

windows all over Japan. Sam always wanted to buy a genuine Japanese kitchen knife. My guess is he'll find one here. And I am really intrigued by this plastic sushi. I wonder how many of my friends and family back home will be fooled by that.

Whale sharks up close

At the end of the day we are going to visit either Osaka Castle or the famous aquarium of the city.

Osaka Castle was originally built by the samurai Toyotomi Hideyoshi in 1586. At that time it was the largest construction of Japan. We have a great view over the city from the higher floors.

At the word aquarium pictures of little goldfishes come to mind, but at the aquarium in Osaka the fishes are at least ten meters long. They have real whale sharks here which I have never seen up close before.

4th Day – City trip Kobe

Arriving in Kobe - Japan's most important port - we head for the city hall from where we have a great panoramic view over Kobe and the world's largest suspension bridge. After that we walk to the port to visit the Earthquake Memorial Park. It was put up after the great earthquake which hit Kobe in 1995, lasted 20 seconds with a magnitude of 7.2 and cost 6,000 human lives. There are still a few square meters of broken up ground on display and we can only assume the force with which it hit Kobe back then.

Kobe's China town

Next we are walking to "Nankin-machi", Kobe's China town. It was established 120 years ago when Chinese immigrants opened restaurants there. Kobe is also famous as the second largest area for sake production. In the afternoon we take a look behind the scenes of sake

production. Sam's the only one ignoring the warnings and drinking a little too much. Guess he won't be up for some fun tonight...

5th Day – On the wings of the White Heron

Today we are going to Himeji to visit the beautiful castle Himeji-jo. In 1580 it was taken over by Toyotomi Hideyoshi and was considered impregnable for a long time. Its brilliant white exterior earned it the name "White Heron Castle".

After being renovated for many years the castle is now open again for visitors. Right beside the castle grounds you can find Koko-en Garden. It is composed of nine traditional Japanese gardens and served as a Himeji lord's residence in the past.

Following that we are going to Kyoto. I'm very excited to visit the former imperial capital and see its centuries-old cultural treasures.

6th Day – Kimono and Emperors

Today we visit the imperial palace in Kyoto which is open to the public only 8 days a year. The Emperors of Japan lived here for nearly 1000 years! That's hard to believe, but I can definitely understand why they aren't living here anymore: without air-conditioning and other comfort modern life has to offer, nobody would expect them to stay there.

At Nishijin Textile Center we watch a kimono fashion show. The kimonos do look very nice, but I don't think I would want one for myself, because I would be incapable of dressing myself properly without help.

A temple made of gold

Even more impressive is the Golden Pavilion (Kinkakuji) which is officially called Rokuonji. Its construction began in 1397 as a part of the residence where shogun Ashikaga Yoshimitsu would spend his retirement.



Japan 4 Youth - Basic Trip 16 Days

After his death in 1403 Kinkakuji Kinkakuji, which is completely covered in gold leaf, was turned into a Zen temple.

In the afternoon we pay a visit to a busier part of Kyoto. In teramachi, which means "temple city", we find a lot of shops. The surroundings don't really resemble temples anymore, though. There are shops like a 100-yen shop, shops where you can buy yukata or even manga and anime. Even those of us who wanted to try out those amusement arcades will find some to their liking. I, for one, want to try some of the food they are offering. I'm overwhelmed by the variety, such as Japanese chicken nuggets or Okonomiyaki. If I could, I would eat all of it!

7th Day – Nijo, shogun's headquarters

Nijo Castle was built as a magnificent demonstration of the shogun's power. In contrast, the architectural style of the emperors' home is plainer by far. I'm impressed by the painted walls and sliding doors of Nijo Castle and especially by the squeaking nightingale floors. These floors were specially designed to serve as an alarm system in those days. It's fascinating that the Japanese invented such a simple but effective construction back then!

The temple of clear water

Leaving Nijo Castle we take the subway to Chion-in where we marvel at its great entrance gate. We climb all its steps, because that supposedly cleans your soul. Through Maruyama Park and Yasaka shrine we stroll along Ninenzaka and Sannenzaka, long alleys with many small shops that invitingly offer delicious-looking food.

After arriving at the top we enjoy a fantastic view of Kyoto from the balcony of the Kiyomizudera temple. Its name means "temple of clear water". We can taste that water, but I'm not sure if it's as healthy as advertised when everyone drinks from the same ladle.

8th Day – Nara: My Deer Buddha

Today we are visiting Nara, Japan's first capital. Upon arrival, Nara's tame deer await us. They serve as the symbol of the city and try to get their food rather cheekily from visiting tourists. As one may not know, Nara's deer are also sacred so we mustn't harm them in any way.

The first highlight on our tour is the Kofukuji. There we see the highest five-storied pagoda of Japan.

At the Todaiji – the world's largest wooden building – we can see Japan's greatest bronze Buddha statue. It is very impressive to witness such great work by architects and bronze casters from over 1000 years ago. Especially as the required technique was only developed in the 19th century in Europe.

Stroll under lantern lights

Afterwards we walk past 3000 lined up lanterns at the Kasuga Taisha shrine. This shrine serves as the family shrine of the Fujiwara family who had an influence on Japanese history over a couple hundred years.

9th Day – Monkey business

Today's trip leads us to the beautiful, scenic Arashiyama. Even in the 8th century, Kyoto's noblemen came here to spend the summer and enjoy the landscape.

One hill-walk later we visit the monkeys that live on Iwata-yama and it does rather feel like we're at the zoo. But this time it is the other way round: we are the ones sitting in a cage.

Leaving the monkeys, we visit the Bamboo Grove and the Zen temple Tenryuji. At this UNESCO world heritage we enjoy a wonderful garden of the 14th century.

Aaaaand action!

I've always wanted to know what life was like in Japan during the Edo period and now I can! At the film studio Eigamura there is a rebuilt version of former Tokyo which was called Edo then. We see (almost) real samurai fighting (almost) real ninja and thanks to this experience ancient Japan comes alive for us.

10th Day – The ninja of Iga

Yesterday we watched fake samurai and ninja fighting each other, but today, on our way to Nagoya, we stop at a village full of real ninja! In Iga Ueno we learn more about the life of ninja in the past and nowadays. It's fascinating how today's manga and anime about ninja are so realistic and at the same time so very over the top.

After this interesting stop we move on to Nagoya.

Nagoya Castle and ryokan

In Nagoya we visit Nagoya Castle which was rebuilt in the 17th century by the Tokugawa family after being destroyed by its owner Oda Nobuhide.

The castle is especially famous for its two golden Kinshachi – those are stylized dolphins. At the same time they are a symbol of Nagoya City.

The interior of some of the buildings is modern, but it was rebuilt with old methods of construction.

Later that day, we arrive in Nagoya, where we are staying at a traditional Japanese ryokan for the night. I am really looking forward to using the Japanese bath they have there!

11th Day – Fast faster shinkansen

In the morning we take the shinkansen bullet train to Tokyo. If we're lucky, we'll get to see Mount Fuji on our way. According to our tour guide it's a rare sight. Arriving in Tokyo we leave our luggage at the hotel in Asakusa, one of Tokyo's liveliest districts. Then we take a walk through Asakusa and visit the famous Kaminarimon - the "Thunder Gate" -, pass its big red lantern and reach Nakamise – Asakusa's shopping arcade. One can find everything they desire and even some things I never even knew existed...

Pure culture

At the end of this street we reach the Senso-ji - one might also know it as Asakusa Kannon Temple - which was founded in the 7th century. Two fishermen fished a Kannon statue out of the Sumida River and saw it fit to build a temple for worshipping

Japan 4 Youth - Basic Trip 16 Days



it. Even today it is visited by over a thousand believers a day.

After we've seen enough of the temple and taken some photos, we head to Sumida River and take a boat directly to the Hamarikyu garden. It was once the shogun's park and used for tea ceremonies, strolling and duck hunting.

Shibuya and Harajuku

After a short break we take the Tokyo metro to Shibuya. It is one of Tokyo's trendiest districts and a place for all the night owls among us. There, one can find the Mandarake, a shop full of manga, anime, cosplay and collection figures. Here, we can shop to our heart's contents. What I like about this shop is that the staff are also interested in cosplay. In fact, they have to like it to be allowed to work there.

Once we have spent enough money, we are going to Harajuku. Harajuku is the place where on some Sunday's at the so called cosplay bridge one can find cosplayers. From here it is only a short subway ride to Shinjuku. Here we visit the Metropolitan Government Building and have a great view over Tokyo from its 45th floor. If we're lucky we can also see Mount Fuji from here.

"Beehive"

The first night in Tokyo we stay at a capsule hotel. I'm a little sceptical when I see my "bed". Among all the others it looks just like a gigantic honeycomb of a beehive. But after I try it out, I find it actually pretty comfortable. My room has its own TV and everything one needs.

12th Day – Akihabara – Anime Mecca

After a visit to the Ameya Yokocho Market we take a walk through Ueno Park. It was Japan's first municipal park. I recognize this park from several anime in which first dates between a main character and their love interest usually take place here.

Ueno Park is also famous for its zoo and the cute pandas which live there.

Near the zoo, there is another highlight. The Kanei-ji temple has a five-story pagoda which serves as a wonderful background for the wild animal compound.

Everything is possible

Next we visit the Mecca of every anime and manga fan: Akihabara! As soon as we leave the station we are faced with Gamers Honten, a five-storeyed department store full of articles that will make us happy little bunnies. There we can find magazines and novelties, manga and artbooks, DVDs and Blu Rays, video games, model kits, goods and trading cards. Really, you can buy nearly everything there! We make sure to get us a map of several shops in Akihabara from the Tokyo Anime Center, so we won't miss anything. After that we head to the main street where we can find Animate, game centers and several shops selling used DVDs and Blu Rays. For some of us shops specializing in selling the newest electronic articles or doujinshi are like paradise. It's hard to hide one's delight at the sight of the sheer amount of things you can buy here.

At the end of the day we can visit a meido-kissa (maid café) if we like. I wouldn't want to miss this chance, because I read so much about it and I am intrigued to see the waitresses singing and dancing for the customers.

13th Day – Nikko and its temples

"Don't say marvellous until you have seen Nikko", a Japanese proverb says. Usually, I'm sceptical about something like that, but in this case the proverb is right. The complex is overwhelming. The Rinnoji built 1200 years ago overshadows a lot, but the Toshogu shrine is outright phenomenal. There we see the mausoleum of Tokugawa Ieyasu, one of the three heroes who united Japan and founder of the Tokugawa dynasty. This mausoleum was commissioned by Tokugawa Ieyasu's descendant at the beginning of the 17th century. Like Nijo Castle in Kyoto this building is as well decorated with wonderful

woodcarvings. Would you believe that only recently people have been allowed to see this splendour?

Shaky knees

At the Futarasan shrine we see the so called "ghost lantern". It's a lantern which is said to have scared off even the bravest samurai. Maybe we should have come in the dark to understand that.

After that we visit the Taiyuin mausoleum, the grave of the founder of the Toshogu shrine. He was the third Tokugawa shogun. The shrine isn't as magnificent as the other, but I understand that some Japanese like this one better. Even simple things can have a strong appeal.

14th Day – Odaiba and its fairs

You want to experience Tokyo's playful side? Then come and enjoy the artistically compiled island Odaiba. Today we will have an exciting time at a fair. Depending on the travel date the program for this day varies.

Anime Japan (Tokyo Anime Fair)

In March we visit "Anime Japan". This fair resulted from a union of two fairs in March 2014: The Tokyo Anime Fair (TAF) and Anime Contents Expo (ACE). The Anime Japan is Japan's biggest anime market. There are 270 exhibitors, 55 of them from foreign countries, presenting their newest works and courting their enthusiastic fans. Additionally, this is the place where the Tokyo Anime Awards are held, so one can survey the works of future stars of this scene. In 2007 the fair had over 100,000 visitors and every year there are more.

Comiket

In August and December the manga fair Comiket awaits us. Today we get to see a lot of fan-drawn, so-called doujinshi and cosplayers. I was looking forward to this day. Hopefully I'll see some cosplayers of my favourite TV shows. If so, I will definitely ask them if I can take a picture of them.

Our tour guide said that some cosplayers are so popular that the



Japan 4 Youth - Basic Trip 16 Days

photographers stand in a queue to take a photo. Can you believe that?

Tokyo Game Show

In September the video and computer game fair "Tokyo Game Show" (TGS) opens its gates for us: The visit of the Tokyo Game Show marks another highlight of our tour. This fair is the most important for the Japanese video game industry. Here we see games before they are translated into English, if they ever will. Not only that, we can play and test them ourselves. We're having a nice day in the world of Super Mario, Final Fantasy and Resident Evil etc.

Halloween

In October we partake in the Halloween festivities in Tokyo. People in Japan love Halloween and thus it is no wonder that Halloween becomes more and more important each year. We focus on main events and places where people in Tokyo participate in Halloween parades. We watch the "Magic of Halloween" parade in Shinjuku or do some trick-or-treating on the streets of Harajuku.

Also, we prepare for the meeting of Tokyo's youth on the 31st October, where many people will roam the streets in eerie and scary costumes and celebrate this spooky and wonderful day. Here you may see Disney characters arm in arm with SWAT teams and anime characters meeting their undead alter egos. Time to join the fun! So don't forget to bring your own costumes!

Giant's homerun

You don't want to go to a fair? No problem! There is another highlight of Japanese culture waiting for you: Japanese baseball. In Japan's biggest stadium – the Tokyo Dome – we can see the passion of Japanese fans when they cheer for their favourite team, the famous Giants.

Rainbow Bridge and Venus Fort

In the afternoon we take a walk along the promenade of Tokyo's only sandy beach to Fuji TV. If you have seen the finale of Digimon you

might recognize the building immediately.

Afterwards, we visit the Toyota Showcase and Venus Fort. There, one realizes that Odaiba is not only a great sightseeing spot, but also a place where one can participate in several activities around the malls.

In Venus Fort, one of Tokyo's most unusual shopping malls, an aura of Venice is present at all times. In the Toyota Showcase we can not only observe cars like "Emeraude" and "Caldina", but also the automotive technology of tomorrow. We can even try it out if we want.

Then we pass the Ferris wheel, which is known as a sought-after dating spot for love-birds. We can see for ourselves what the Japanese understand by being romantic. A sight we won't forget so easily!

15th Day - Tokyo 24 hours

In my opinion, the trip is over much too soon. Today's the last day we can do some shopping or visit some more sightseeing spots. As we have free time today we can do what we want. I still have to buy some souvenirs for my relatives and friends and Sam wants to buy that new video game he saw in Akihabara the other day.

While we are having breakfast this morning, we seize the chance to ask our tour guide for some suggestions of where to go. Some of us want to go to Nakano to visit the shopping arcade "Broadway", so they ask the tour guide for directions and which train to take.

In the evening I want to go to the Tokyo Tower to see Tokyo at night once more before I'll meet some of the others for some serious karaoke.

16th Day – Mata ne Japan

Today we have to say goodbye to Japan or as the Japanese would say, "Sayonara".

As "sayonara" actually means you wouldn't see Japan for a longer time and I don't hope so, I prefer to say, "Mata ne Japan, see you soon!"

Minimum attendance: 16 persons

Maximum attendance: 24 persons

Health, vaccinations:

Vaccinations are not mandatory. The Health Service of the German Federal Foreign Office recommends the following vaccinations: protection against tetanus, diphtheria, polio and hepatitis A in accordance with most other foreign offices.

For further information please contact the British foreign ministry, the foreign ministry of your country or the Japanese embassy.

Visa:

You do not need a visa for entry to Japan as a tourist if you're staying less than 3 months. You only need a passport that has to be valid for the proposed duration of your stay.

Visits of the Emperor's palace:

For the visits to the Emperor's palaces special permits are required that we have to apply for a long time before the visit. Therefore, we need copies of your passports. If, exceptionally, no visit of the inside of the Emperor's palace is possible, we are going to visit the Ryoanji garden in Kyoto.

Insurance:

We recommend a travel cancellation insurance and a foreign travel health insurance.

Temperature, climate

In Japan, springtime and autumn are the best periods to travel. But the climate varies strongly depending on where you are, in particular between the north and the southern islands. You will find a short overview on temperatures (T) and precipitation(R) in the following BCT-table.

Kyoto (Honshu)						
	T _{max}	Av.Temp	T _{min}	Humid.(%)	Rmm	days>1mm
Jan.	19.9	4	-8.4	68	50	6
Febr.	22.8	4.5	-8.8	68	66	7
Mar.	25.7	7.6	-6.5	64	111	10
April	30.2	13.9	-2.8	63	152	11
May	33.8	18.7	1.6	64	154	10
June	36.8	22.4	6.0	69	248	12
July	38.2	26.5	11.5	72	235	12
Aug.	38.6	27.7	12.8	69	143	9
Sept.	37	23.4	8.2	71	203	11
Oct.	32.2	17.1	1.4	70	112	8
Nov.	26.9	11.5	-2.1	70	70	7
Dec.	21.3	6.5	-9.4	70	40	6

Nagoya (Honshu)						
	T _{max}	Av.Temp	T _{min}	Humid.(%)	Rmm	days>1mm
Jan.	21.0	3.6	-10.3	65	50	5.3
Febr.	22.6	4.3	-9.5	64	61	6.4
Mar.	25.8	7.5	-6.8	61	98	8.7
April	29.6	13.5	-2.1	65	153	10.6
May	34.8	18.0	2.8	68	162	10.1
June	34.9	21.7	8.2	74	210	12.3
July	38.9	25.6	14	78	218	12.2
Aug.	39.9	26.8	14.4	74	170	8.2
Sept.	36.8	22.8	9.5	75	209	11
Oct.	32.7	16.9	1.5	70	121	8.3
Nov.	27.2	11.4	-2.7	68	74	6.6
Dec.	20.9	6.2	-7.2	67	48	4.9

Tokyo (Honshu)						
	T _{max}	Av.Temp	T _{min}	Humid.(%)	Rmm	days>1mm
Jan.	22.6	5.2	-9.2	50	45	4
Febr.	24.9	5.6	-7.9	52	60	6
Mar.	25.2	8.5	-5.6	56	100	9
April	27.7	14.1	-3.1	63	125	10
May	31.4	18.6	2.2	66	138	10
June	35.7	21.7	8.5	73	185	12
July	37.5	25.2	13	76	126	10
Aug.	38.4	27.1	15.4	73	148	8
Sept.	38.1	23.2	10.5	73	180	11
Oct.	32.6	17.6	-0.5	67	164	9
Nov.	27.3	12.6	-3.1	61	89	6
Dec.	23.5	7.9	-6.8	54	46	4

Japan 4 Youth - Basic Trip 16 Days



Travel Dates

Dates 2017

17-81401 EN	Mo, 31 st Jul 2017 – Tu, 15 th Aug 2017	Basic Trip	16 Days
17-81402 EN	Mo, 11 th Sep 2017 – Tu, 26 th Sep 2017	Basic Trip	16 Days
17-81404 EN	Mo, 16 th Oct 2017 – We, 01 st Nov 2017	Basic Trip	17 Days

Dates 2018

18-81400 EN	Mo, 12 th Mar 2018 – Tu, 27 th Mar 2018	Basic Trip	16 Days
18-81401 EN	Mo, 30 th Jul 2018 – Tu, 14 th Aug 2018	Basic Trip	16 Days
18-81402 EN	Mo, 10 th Sep 2018 – Tu, 25 th Sep 2018	Basic Trip	16 Days
18-81404 EN	We, 17 th Oct 2018 – Th, 01 st Nov 2018	Basic Trip	16 Days

Brief description “Japan 4 Youth -Basic Trip – 16 days“

Mo	1 st day	Flight via Frankfurt to Osaka. Flight via Frankfurt to Osaka
Tu	2 nd day	Arrival in Osaka and transfer to hotel in Osaka. Overnight: Osaka/ Kobe
We	3 rd day	Visit to Umeda Sky Building, HEP 5, Doguya Suji shopping arcade and Ota Road (Osaka's anime and manga district), visit to the aquarium or Osaka Castle. Overnight: Osaka/ Kobe
Th	4 th day	Trip to Kobe with a view from the city hall, visit to the port, earthquake memorial and China-town, visit to sake brewery. Overnight: Osaka/ Kobe
Fr	5 th day	Trip to Himeji to visit Himeji Castle, the famous “White Heron”. Overnight: Kyoto
Sa	6 th day	Visit to Kyoto Imperial Palace, Nishijin Textile Center with a kimono fashion show. Visit to Golden Pavilion (Kinkakuji). Stroll through Teramachi shopping arcades with manga fan shop and Nishiki market. Overnight: Kyoto
Su	7 th day	Visit to Nijo Castle, Chion-in temple and Kiyomizu temple. Stroll through the alleys of the Gion district. Overnight: Kyoto
Mo	8 th day	Trip to Nara, first permanent imperial city of Japan. Visit to Kofukuji temple, Todaiji with its large bronze Buddha and Kasuga shrine. Overnight: Kyoto
Tu	9 th day	Trip to Arashiyama, Tenryuji Zen temple and its famous garden, walk through the Bamboo Grove, climbing of Iwatayama (Monkey Park) and visit to Kyoto Studio Park (Eigamura). Overnight: Kyoto
We	10 th day	Tour to ninja village Iga Ueno including visit to the ninja museum, continuation to Nagoya, visit to Nagoya Castle, after that trip to ryokan in Nagoya. Overnight: ryokan in Nagoya
Th	11 th day	Bullet train (shinkansen) ride to Tokyo. Arrival in Tokyo around noon. Stroll through Asakusa, boat trip to Hamarikyu Park, Mandarake manga shop, walk through Shibuya, then to Hara-juku, afterwards up to the skyscrapers of Shinjuku. Overnight: Capsule hotel in Tokyo
Fr	12 th day	Stroll through Ameya Yokocho Market, visit to Ueno park, and Akihabara's electric town. Overnight: Tokyo



Japan 4 Youth - Basic Trip 16 Days

Sa 13 th day	Trip to Nikko and its UNESCO world cultural heritage with visit to Rinnoji temple, Toshogu shrine (founder of 250-year shogunate reign of the Tokugawa) Overnight: Tokyo
Su 14 th day	In the morning visit to Comiket (August), Anime Japan (March), Tokyo Game Show (September) or baseball match of the Tokyo Giants. In the afternoon, the island Odaiba with beach, big wheel (dating spot for lovers), Toyota Showcase and Venus Fort. Overnight: Tokyo
Mo 15 th day	Free time in Tokyo. Overnight: Tokyo
Tu 16 th day	Transfer to airport, return flight. Flight Tokyo – Frankfurt- UK/Ireland/Europe

Experience Japan the Japanese way:

In Nagoya we spend the night in a traditional business ryokan hotel for a glimpse of Japanese ambience. In Tokyo we stay for one night at a capsule hotel. Alternatively you can also stay at a hotel without additional costs for health or other reasons, if you want.

Japanese Fairs:

On our trips we visit Anime Japan in March, Tokyo Game Show in September and Comiket, world's largest manga fair, in August and December.

*October 2017:

The Basic Trip around Halloween 2017 is longer by one day because Halloween will be on the 16th day (Tuesday) of this journey. The 16th day will be another day for free time activities for you in Tokyo and the return flight will be on the 17th day (Wednesday).

Japan 4 Youth - Basic Trip 16 Days



Features "Japan 4 Youth - Basic Trip 16 days"

Features

Flights (from Europe only)

- ❖ Flight UK/Ireland/Europe - Frankfurt – Osaka
- ❖ Return flight Tokyo – Frankfurt – UK/Ireland/Europe
- ❖ Airport taxes Germany
- ❖ Safety charges Germany
- ❖ All prices including fuel surcharge, effective April 1st 2017

Hotels and meals

- ❖ Hotel stays at 2-2.5 star hotels
- ❖ 3 overnight stays in Osaka/Kobe
- ❖ 5 overnight stays in Kyoto
- ❖ 1 overnight stay in Nagoya (business-ryokan)
- ❖ 4 overnight stays in Tokyo
- ❖ 1 overnight stay in a capsule hotel in Tokyo
- ❖ All overnight stays including breakfast

Transfers

- ❖ Transfers by bus / metro / train
- ❖ Train ride (high-speed train Shinkansen) to Tokyo
- ❖ Boat trip on Sumida river

Highlights

- ❖ Sake brewery
- ❖ Kimono show
- ❖ Kyoto Imperial Palace
- ❖ Kyoto Studio Park (Eigamura)
- ❖ Iwatayama (Monkey Park)
- ❖ Tenryuji Bamboo Grove
- ❖ Ninja village Iga Ueno

Tour guide

- ❖ English speaking tour guide of BCT-Touristik GmbH

Fair

- ❖ Anime Japan (formerly Tokyo Anime Fair), Comiket, Tokyo Game Show
- ❖ Halloween Parade (October)
- ❖ or Giants' baseball match during season

Admissions

- ❖ Umeda Sky Building
- ❖ Doguya Suji shopping arcade
- ❖ Aquarium or Osaka Castle
- ❖ Nishijin Textile Center
- ❖ Golden Pavilion
- ❖ Nijo Castle
- ❖ Kiyomizu Temple
- ❖ Chion-In Temple
- ❖ Kofukuji Temple
- ❖ National Museum Nara
- ❖ Todaiji Temple
- ❖ Kasuga Shrine
- ❖ Tenryuji Temple
- ❖ Ninja Show
- ❖ Nagoya Castle
- ❖ Hamarikyu Park
- ❖ Ameya Yokocho Market
- ❖ Ueno Park
- ❖ Rinnouji Temple
- ❖ Toshogu Shrine
- ❖ Futarasan Shrine
- ❖ Taiyuin Mausoleum
- ❖ Himeji Castle & Koko-en Garden

Other

- ❖ Luggage transfer
- ❖ Informative material

The prices include all items on the agenda, entrance fees and trips on all visited locations.

Minimum attendance: 16 persons

Maximum attendance: 24 persons

Recommended age: 16-28 years old

When booking with flights

As there are no youth flight fares for those over 28 years, you have to pay a surcharge of 190 Euro.

Prices & Dates 2018 per person from Europe, flights included

Trip No. 18-81401 EN 16 days
Mo, 30th Jul – Tu, 14th Aug 2018
Twin Room 3,098 Euro

Trip No. 18-81402 EN 16 days
Mo, 10th Sep – Tu, 25th Sep 2018
Twin Room 3,098 Euro

Trip No. 18-81404 EN 16 days
We, 17th Oct – Th, 01st Nov 2018
Twin Room 3,098 Euro

Prices & Dates 2018 per person

From America, Africa, Asia & Australia without flights

Trip No. 18-81401 EN 15 days
Tue, 31st Jul – Tu, 14th Aug 2018
Twin Room 3,310 USD 2,546 Euro

Trip No. 18-81402 EN 15 days
Tue, 12th Sep – Tu, 26th Sep 2017
Twin Room 3,310 USD 2,546 Euro

Trip No. 18-81404 EN 15 days
Tue, 17th Oct – Mi, 01st Nov 2017
Twin Room 3,310 USD 2,546 Euro

Dates for 2019 and prices in £ can be found on the booking forms at the end of this catalogue.

Single Room Supplementary

Charge (if desired) 298 Euro / 398 USD

If you travel alone you can book half a twin room or a single room. When you decide to book half a twin room this will be confirmed at the time of your booking. In case there are no fellow travellers to share the room with, you can use a single room without any additional charge.

Subject to alterations.



Japan 4 Youth – Excursus Ryokan

A special experience: Stay overnight at a ryokan



On each of our trips you have the opportunity to get to know the Japanese way of living by staying overnight in a traditional Japanese hotel, the so-called ryokan.

The rooms are laid out with soft straw mats, so-called tatami. You are only allowed to enter them with socks or barefooted. The interior of the tatami rooms is simple and classy and the sliding doors of the wardrobes are covered with washi paper.

Kneeling on soft mats and have the opportunity to sip at a cup of fine green tea. There are no regular beds. At night, futon mats that are laid out on the tatami. After one night at the ryokan many guests go into raptures about never having had a better night.



The common bathrooms of the ryokan are designed in a traditional Japanese style, which means that washbasins and WCs are not connected to the rooms, but are on the same floor.

At the ryokan you can also experience the famous Japanese hot bath, which is separated by gender. There you can relax and unwind after a long day of sightseeing.

Some important advice for your stay at the ryokan in Hamamatsu

Before you enter the ryokan, you have to take off your shoes at the entrance. In every room you will find slippers and a cotton kimono (Yukata), that you can wear in your room and in the ryokan (for example on your way from your room to the hot bath and back). Men and women wear the same house-yukata. If you use the gender-separated common bath, please ensure to clean your body thoroughly before you get into the very hot water of the bath.

For the overnight stay at the ryokan in Hamamatsu you only need hand luggage, because your main luggage will be transferred directly from our hotel in Kyoto to Tokyo. That should be of interest for you as there is no elevator due to the traditional construction.



The overnight stay at the ryokan is an extraordinary experience. If you don't want to stay at the ryokan due to health or other reasons we can also organize an overnight stay at a western hotel without any additional charges.



Excursus – Host family


In Tokyo you can choose to stay overnight at a hotel or at a Japanese host family's home. It is a great opportunity to use all that you have learned at the language school!

Why a host family?

The stay at a host family's home is definitely a great experience, because with this unique opportunity you get the chance to see the everyday life of a normal Japanese family. Every family has its own individual characteristics, so you can't generalize what makes THE "typical" Japanese family. There is one thing, though, they all have in common: the interest in countries and cultures.

What you should take into consideration...

Those who live with a host family should be aware, that there are many things different from home. You leave your shoes at the entrance area, inside the house you wear slippers. Many houses and apartments still have a traditional room floored with tatami mats, which you are only allowed to enter in socks or barefooted. For the toilet there are extra slippers, that you are only allowed to wear in that room.



Normally you stay alone at the host family's house, but in exceptional cases two persons can be billeted there. You sleep on a futon or in a normal bed. It doesn't necessarily apply to everyone, but the Japanese aren't well-known for their tidiness. So don't be surprised at some disorder in the house – it is perfectly normal here.

You have breakfast together with the family. You might get a traditional meal with rice and miso soup, toast with marmelade or maybe even salad and sausages; that varies from family to family. If you have meal preferences, you should tell your family beforehand.

The host families usually direct all of their efforts towards their guests. They feel responsible for you and stay up until you return home in the evening. Out of respect you should avoid to come home late. If you commute (differs from family to family), you should bear in mind that the last busses/trains/subway run at midnight.



The stay at a host family requires openness, flexibility, understanding and tolerance on both sides. With the appropriate attitude and an unbiased point of view you will have an exciting and unforgettable experience!

Please tell us at the time of booking or at the latest 3 months before the trip, if you want to stay at a host family's home or at a hotel in Tokyo. If you remain undecided, our staff will advise you with pleasure.



JAPAN

Advanced Trip 21 / 27 days



Highlights of the trip

- Mystical zen temples
- Osaka Castle
- Host family in Tokyo
- Japanese language course
- Cosplay culture
- Kimono fashion show
- Overnight stay at a ryokan

Japan 4 Youth - Advanced Trip 21/27 Days

Schedule 2018

12 Mar – 01 Apr	21 days
30 Jul – 25 Aug	27 days

Schedule 2019

11 Mar – 31 Mar	21 days
29 Jul – 24 Aug	27 days

Itinerary:

UK/Ireland/Europe - Frankfurt – Osaka – Kobe – Himeji – Kyoto – Nara – Gifu – Nagoya – Tokyo – Nikko – Tokyo – Frankfurt – UK/Ireland/Europe

1st Day – Going East

Today our great adventure begins! From our home country we are flying to Frankfurt where we meet the rest of the group and our tour guide we're spending the next two weeks with. Prior to the departure we have plenty of time to ask them questions regarding our trip or Japan in general. Before we arrive in the "land of the rising sun", we pass seven time zones on our eleven-hour flight.

2nd Day – Welcome to Osaka

As soon as we arrive at Kansai International Airport, I seize the opportunity to try real Japanese food. To my great surprise, sushi isn't just better than at home, but also cheaper. Even though we're still at the airport!

Afterwards we take the bus to our hotel in the shopping district in Osaka. But I really want to sleep right now, so I'll leave that for tomorrow.

3rd Day – Mega city Osaka

Umeda station is like the milling mass of an anthill with people heading in every possible direction. It's quite fascinating to observe. Before we get too caught up in this sight there is still Osaka waiting for us. We are heading for Umeda Sky Building, one of Osaka's most modern buildings, so we can marvel at the "city of rivers" from 173 meters above the ground.

Crazy world: A Ferris wheel on top of a department store

After a short walk we reach HEP 5, an impressive department store with lots of shops, restaurants and a Ferris wheel on the roof. After some shopping we head to Doguya Suji, a shopping arcade of its own. Here we find many shops selling restaurant

articles including this funny plastic food you can see in most restaurant windows all over Japan. Sam always wanted to buy a genuine Japanese kitchen knife. My guess is he'll find one here. And I am really intrigued by this plastic sushi. I wonder how many of my friends and family back home will be fooled by that.

Whale sharks up close

At the end of the day we are going to visit either Osaka Castle or the famous aquarium of the city.

Osaka Castle was originally built by the samurai Toyotomi Hideyoshi in 1586. At that time it was the largest construction of Japan. We have a great view over the city from the higher floors.

At the word aquarium pictures of little goldfishes come to mind, but at the aquarium in Osaka the fishes are at least ten meters long. They have real whale sharks here which I have never seen up close before.

4th Day – City trip Kobe

Arriving in Kobe - Japan's most important port - we head for the city hall from where we have a great panoramic view over Kobe and the world's largest suspension bridge. After that we walk to the port to visit the Earthquake Memorial Park. It was put up after the great earthquake which hit Kobe in 1995, lasted 20 seconds with a magnitude of 7.2 and cost 6,000 human lives. There are still a few square meters of broken up ground on display and we can only assume the force with which it hit Kobe back then.

Kobe's China town

Next we are walking to "Nankin-machi", Kobe's China town. It was established 120 years ago when Chinese immigrants opened restau-

rants there. Kobe is also famous as the second largest area for sake production. In the afternoon we take a look behind the scenes of sake production. Sam's the only one ignoring the warnings and drinking a little too much. Guess he won't be up for some fun tonight...

5th Day – On the wings of the White Heron

Today we are going to Himeji to visit the beautiful castle Himeji-jo. In 1580 it was taken over by Toyotomi Hideyoshi and was considered impregnable for a long time. Its brilliant white exterior earned it the name "White Heron Castle".

After being renovated for many years the castle is now open again for visitors. Right beside the castle grounds you can find Koko-en Garden. It is composed of nine traditional Japanese gardens and served as a Himeji lord's residence in the past.

Following that we are going to Kyoto. I'm very excited to visit the former imperial capital and see its centuries-old cultural treasures.

6th Day – Kimono and Emperors

Today we visit the imperial palace in Kyoto which is open to the public only 8 days a year. The Emperors of Japan lived here for nearly 1000 years! That's hard to believe, but I can definitely understand why they aren't living here anymore: without air-conditioning and other comfort modern life has to offer, nobody would expect them to stay there.

At Nishijin Textile Center we watch a kimono fashion show. The kimonos do look very nice, but I don't think I would want one for myself, because I would be incapable of dressing myself properly without help.



Japan 4 Youth - Advanced Trip 21/27 Days

A temple made of gold

Even more impressive is the Golden Pavilion (Kinkakuji) which is officially called Rokuonji. Its construction began in 1397 as a part of the residence where shogun Ashikaga Yoshimitsu would spend his retirement. After his death in 1403 Kinkakuji, which is completely covered in gold leaf, was turned into a Zen temple.

In the afternoon we pay a visit to a busier part of Kyoto. In teramachi, which means "temple city", we find a lot of shops. The surroundings don't really resemble temples anymore, though. There are shops like a 100-yen shop, shops where you can buy yukata or even manga and anime. Even those of us who wanted to try out those amusement arcades will find some to their liking. I, for one, want to try some of the food they are offering. I'm overwhelmed by the variety, such as Japanese chicken nuggets or Okonomiyaki. If I could, I would eat all of it!

7th Day – Nijo, shogun's headquarters

Nijo Castle was built as a magnificent demonstration of the shogun's power. In contrast, the architectural style of the emperors' home is plainer by far. I'm impressed by the painted walls and sliding doors of Nijo Castle and especially by the squeaking nightingale floors. These floors were specially designed to serve as an alarm system in those days. It's fascinating that the Japanese invented such a simple but effective construction back then!

The temple of clear water

Leaving Nijo Castle we take the subway to Chion-in where we marvel at its great entrance gate. We climb all its steps, because that supposedly cleans your soul. Through Maruyama Park and Yasaka shrine we stroll along Ninenzaka and Sannenzaka, long alleys with many small shops that invitingly offer delicious-looking food.

After arriving at the top we enjoy a fantastic view of Kyoto from the balcony of the Kiyomizudera temple.

Its name means "temple of clear water". We can taste that water, but I'm not sure if it's as healthy as advertised when everyone drinks from the same ladle.

8th Day – Nara: My Deer Buddha

Today we are visiting Nara, Japan's first capital. Upon arrival, Nara's tame deer await us. They serve as the symbol of the city and try to get their food rather cheekily from visiting tourists. As one may not know, Nara's deer are also sacred so we mustn't harm them in any way.

The first highlight on our tour is the Kofukuji. There we see the highest five-storied pagoda of Japan.

At the Todaiji – the world's largest wooden building – we can see Japan's greatest bronze Buddha statue. It is very impressive to witness such great work by architects and bronze casters from over 1000 years ago. Especially as the required technique was only developed in the 19th century in Europe.

Stroll under lantern lights

Afterwards we walk past 3000 lined up lanterns at the Kasuga Taisha shrine. This shrine serves as the family shrine of the Fujiwara family who had an influence on Japanese history over a couple hundred years.

9th Day – Monkey business

Today's trip leads us to the beautiful, scenic Arashiyama. Even in the 8th century, Kyoto's noblemen came here to spend the summer and enjoy the landscape.

One hill-walk later we visit the monkeys that live on Iwata-yama and it does rather feel like we're at the zoo. But this time it is the other way round: we are the ones sitting in a cage.

Leaving the monkeys, we visit the Bamboo Grove and the Zen temple Tenryuji. At this UNESCO world heritage we enjoy a wonderful garden of the 14th century.

Aaaaand action!

I've always wanted to know what life was like in Japan during the Edo period and now I can! At the film studio Eigamura there is a rebuilt

version of former Tokyo which was called Edo then. We see (almost) real samurai fighting (almost) real ninja and thanks to this experience ancient Japan comes alive for us.

10th Day – The ninja of Iga

Yesterday we watched fake samurai and ninja fighting each other, but today, on our way to Gifu, we stop at a village full of real ninja! In Iga Ueno we learn more about the life of ninja in the past and nowadays. It's fascinating how today's manga and anime about ninja are so realistic and at the same time so very over the top.

After this interesting stop we move on to Nagoya.

Nagoya Castle and ryokan

In Nagoya we visit Nagoya Castle which was rebuilt in the 17th century by the Tokugawa family after being destroyed by its owner Oda Nobuhide.

The castle is especially famous for its two golden Kinshachi – those are stylized dolphins. At the same time they are a symbol of Nagoya City.

The interior of some of the buildings is modern, but it was rebuilt with old methods of construction.

Later that day, we arrive in Nagoya, where we are staying at a traditional Japanese ryokan for the night. I am looking forward to using the Japanese bath they have there.

11th Day – Fast faster shinkansen

In the morning we take the shinkansen bullet train to Tokyo. If we're lucky, we'll get to see Mount Fuji on our way. According to our tour guide it's a rare sight. Arriving in Tokyo we leave our luggage at the hotel in Asakusa, one of Tokyo's liveliest districts. Then we take a walk through Asakusa and visit the famous Kaminarimon – the "Thunder Gate" –, pass its big red lantern and reach Nakamise – Asakusa's shopping arcade. One can find everything they desire and even some things I never even knew existed...

Japan 4 Youth - Advanced Trip 21/27 Days



Pure culture

At the end of this street we reach the Senso-ji - one might also know it as Asakusa Kannon Temple - which was founded in the 7th century. Two fishermen fished a Kannon statue out of the Sumida River and saw it fit to build a temple for worshipping it. Even today it is visited by over a thousand believers a day.

After we've seen enough of the temple and taken some photos, we head to Sumida River and take a boat directly to the Hamarikyu garden. It was once the shogun's park and used for tea ceremonies, strolling and duck hunting.

Shibuya and Harajuku

After a short break we take the Tokyo metro to Shibuya. It is one of Tokyo's trendiest districts and a place for all the night owls among us. There, one can find the Mandarake, a shop full of manga, anime, cosplay and collection figures. Here, we can shop to our heart's contents. What I like about this shop is that the staff are also interested in cosplay. In fact, they have to like it to be allowed to work there.

Once we have spent enough money, we are going to Harajuku. Harajuku is the place where on some Sunday's at the so called cosplay bridge one can find cosplayers. From here it is only a short subway ride to Shinjuku. Here we visit the Metropolitan Government Building and have a great view over Tokyo from its 45th floor. If we're lucky we can also see Mount Fuji from here.

"Beehive"

The first night in Tokyo we stay at a capsule hotel. I'm a little sceptical when I see my "bed". Among all the others it looks just like a gigantic honeycomb of a beehive. But after I try it out, I find it actually pretty comfortable. My room has its own TV and everything one needs.

12th Day – Akihabara – Anime Mecca

After a visit to the Ameya Yokocho Market we take a walk through Ueno Park. It was Japan's first mu-

nicipal park. I recognize this park from several anime in which first dates between a main character and their love interest usually take place here.

Ueno Park is also famous for its zoo and the cute pandas which live there.

Near the zoo, there is another highlight. The Kanei-ji temple has a five-story pagoda which serves as a wonderful background for the wild animal compound.

Everything is possible

Next we visit the Mecca of every anime and manga fan: Akihabara! As soon as we leave the station we are faced with Gamers Honten, a five-storeyed department store full of articles that will make us happy little bunnies. There we can find magazines and novelties, manga and artbooks, DVDs and Blu Rays, video games, model kits, goods and trading cards. Really, you can buy nearly everything there! We make sure to get us a map of several shops in Akihabara from the Tokyo Anime Center, so we won't miss anything. After that we head to the main street where we can find Anime-mate, game centers and several shops selling used DVDs and Blu Rays. For some of us shops specializing in selling the newest electronic articles or doujinshi are like paradise. It's hard to hide one's delight at the sight of the sheer amount of things you can buy here.

At the end of the day we can visit a meido-kissa (maid café) if we like. I wouldn't want to miss this chance, because I read so much about it and I am intrigued to see the waitresses singing and dancing for the customers.

13th Day – Nikko and its temples

"Don't say marvellous until you have seen Nikko", a Japanese proverb says. Usually, I'm sceptical about something like that, but in this case the proverb is right. The complex is overwhelming. The Rinnoji built 1200 years ago overshadows a lot, but the Toshogu shrine is outright phenomenal. There we see the mausoleum of Tokugawa Ieyasu,

one of the three heroes who united Japan and founder of the Tokugawa dynasty. This mausoleum was commissioned by Tokugawa Ieyasu's descendant at the beginning of the 17th century. Like Nijo Castle in Kyoto this building is as well decorated with wonderful woodcarvings. Would you believe that only recently people have been allowed to see this splendour?

Shaky knees

At the Futarasan shrine we see the so called "ghost lantern". It's a lantern which is said to have scared off even the bravest samurai. Maybe we should have come in the dark to understand that.

After that we visit the Taiyuin mausoleum, the grave of the founder of the Toshogu shrine. He was the third Tokugawa shogun. The shrine isn't as magnificent as the other, but I understand that some Japanese like this one better. Even simple things can have a strong appeal.

14th Day – Odaiba and its fairs

You want to experience Tokyo's playful side? Then come and enjoy the artistically compiled island Odaiba. Today we will have an exciting time at a fair. Depending on the travel date the program for this day varies.

Anime Japan (TAJ)

In March we visit "Anime Japan". This fair resulted from a union of two fairs in March 2014: The Tokyo Anime Fair (TAF) and Anime Contents Expo (ACE). The Anime Japan is Japan's biggest anime market. There are 270 exhibitors, 55 of them from foreign countries, presenting their newest works and courting their enthusiastic fans. Additionally, this is the place where the Tokyo Anime Awards are held, so one can survey the works of future stars of this scene. In 2007 the fair had over 100,000 visitors and every year there are more.

Comiket (COM)

In August and December the manga fair Comiket awaits us. Today we get to see a lot of fan-drawn, so-



Japan 4 Youth - Advanced Trip 21/27 Days

called doujinshi and cosplayers. I was looking forward to this day. Hopefully I'll see some cosplayers of my favourite TV shows. If so, I will definitely ask them if I can take a picture of them.

Our tour guide said that some cosplayers are so popular that the photographers stand in a queue to take a photo. Can you believe that?

Halloween

In October we partake in the Halloween festivities in Tokyo. People in Japan love Halloween and thus it is no wonder that Halloween becomes more and more important each year. We focus on main events and places where people in Tokyo participate in Halloween parades. We watch the "Magic of Halloween" parade in Shinjuku or do some trick-or-treating on the streets of Harajuku.

Also, we prepare for the meeting of Tokyo's youth on the 31st October, where many people will roam the streets in eerie and scary costumes and celebrate this spooky and wonderful day. Here you may see Disney characters arm in arm with SWAT teams and anime characters meeting their undead alter egos. Time to join the fun! So don't forget to bring your own costumes!

Giant's homerun

You don't want to go to a fair? No problem! There is another highlight of Japanese culture waiting for you: Japanese baseball. Whether it's the classic series "Touch" or the latest series "Ace of Diamond", there are actually quite a lot anime and manga that deal with the favourite hobby of Japanese men.

Tonight we have the opportunity to experience the world of Japanese baseball by watching a match of the famous Yomiuri Giants. In Japan's biggest stadium – the Tokyo Dome – we can see the passion of Japanese fans when they cheer for their favourite team. If we're lucky we can even see them scoring some home runs.

Rainbow Bridge and Venus Fort

In the afternoon we take a walk along the promenade of Tokyo's only sandy beach to Fuji TV. If you have seen the finale of Digimon you might recognize the building immediately.

Afterwards, we visit the Toyota Showcase and Venus Fort. There, one realizes that Odaiba is not only a great sightseeing spot, but also a place where one can participate in several activities around the malls.

In Venus Fort, one of Tokyo's most unusual shopping malls, an aura of Venice is present at all times. In the Toyota Showcase we can not only observe cars like "Emeraude" and "Caldina", but also the automotive technology of tomorrow. We can even try it out if we want.

Then we pass the Ferris wheel which is known as a sought-after dating spot for love-birds. Some of you might even recognize it from the Bleach movie "Memories of nobody". We can see for ourselves what the Japanese understand by being romantic. A sight we won't forget so easily!

Welcome home – The first night at the host family's

In the late Sunday afternoon (depending on the travel date it could also be Monday afternoon after the business etiquette) it's time for us to get our luggage and meet our host families for the rest of the trip. Sam is really nervous because he is worried that he might not recognize his family. I received a photo of my four-person family beforehand and recognize them immediately. Sam needn't have worried, though, his family recognizes him immediately.

15th Day – O-Tosan and O-Kasan – language school starts

A thought chases me out of bed the next morning: Do they eat sushi even for breakfast? I didn't give that a second thought before... At the breakfast table my worries vanish as there are toast, rice, soup, fruit and vegetables – just like home. Aiko and Kei, my new siblings, teach me my first Japanese words right away: O-Tosan means father and O-Kasan

means mother. That's not as easy as "salad" which is called "sarada" in Japanese.

The first thing we learn at the language school is how to greet someone. Whoops, I might have done something wrong last night. Fortunately as "gaijin" we are not supposed to know everything in detail.

Business as usual

After the language course we meet our tour guide again. Now we have the opportunity to ask for tips and tricks in the course of learning Japanese a little faster and getting along with our host families. In the afternoon we are introduced to business etiquette so we are able to behave like it is usually expected in certain situations. If only I had known that beforehand. But I'm glad my host family is used to taking foreigners in.

Impatiently as we are we want to try what we have learned as soon as possible, but before that we say goodbye to our tour guide and go shopping. Some of us have forgotten to buy a present for their host families. Oops!

16th to 19th Day – Language course with pep

From Tuesday to Friday we also have language courses. Japanese is really complicated, but meanwhile the grammar falls into place slowly. If only there weren't so many vocabulary items. From Tuesday to Thursday there are trips and activities organized by the language school in the afternoon. It is a great opportunity for us to test our Japanese skills at a field trial together with other students from all over the world. What activities you actually do depends on the programme of the language school. No matter if you visit a cat café, the Shonen Jump World or participate in a workshop for making character bento, it will be fun.

Free time at last

On Friday we have some free time after the course. I arranged to meet some other students to go with them to Nakano and visit the Broadway. I

Japan 4 Youth - Advanced Trip 21/27 Days



wanted to try the multi-storey soft ice cream you can buy only at that shopping arcade for a long time. In the evening we go to a karaoke bar in Shibuya. It's time to try out what we have learned so far. Perhaps I should get some encouraging words from my host mother before that...

20th Day – No school

No school = Relaxing? Who's talking about relaxing? Apart from Sam, who has had too many gyoza in Nanja Town and wants to take a break today by visiting an onsen with his host family, we are all going off on our own through Tokyo and surrounding areas.

Some of us are going to Akihabara and Ikebukuro once more to go shopping or visit a Pokémon Center again, but I will do the same as Sam and spend the day with my host family.

21st Day – Return journey (21 days) or free time (27 days trip)

The 21-day trip comes to an end today and the plane takes those participants back to Frankfurt, respectively back home.

In August we still have one week left of the language course and enjoy a relaxed Sunday. My host family goes to great lengths for me: we practice "easy conversation" in Japanese, take walks and I also learn shogi, which is like Japanese chess. I have found out that they have relatives who live in Kobe. That's great because that way I have something to talk to them about and go into raptures about Kobe beef.

22nd to 26th Day – Language Course

It's Monday. It's a bit weird, but we are looking forward to going to school – well most of us. Sam did sing a little too much and too loud with his new friends in Tokyo and is now afraid to join class, because he can't utter a single sound.

This week we also have free time after classes on Monday. From Tuesday to Thursday we attend the afternoon programme of the language school. I'm excited where we are going this time: maid café, Tokyo University or a food replica workshop?

Friday once again

In the morning we have class for the last time. When we say goodbye to our teachers I try to remember what our tour guide said so I don't embarrass myself. Obviously I didn't have to worry, because our sensei really likes our little goodbye present. Then we have one last afternoon of free time in Tokyo. Sam persuaded us to have our farewell party at the Robot Restaurant in Shinjuku. But before that he wants to buy an Asuna figure, which he saw last Saturday in Akihabara. Well, I wonder if it fits in his suitcase.

21st and 27th Day – Mata ne Japan

It's hard for us to say farewell to our host families. My host sister gives me an origami figure and as I understand it's a turtle to grant me a long life and health.

Using taxis and trains we reach the airport in no time. Thanks to our language course we find the check-in quickly. Like that we have enough time for last-minute shopping at the duty free shops. There I find the Japanese textbook our teacher told me about. That way I have something to occupy myself with on the journey back home. Sam is eager to watch a Japanese film without subtitles for practice. I think that would be too difficult to understand for me right now.

Now it's time to say goodbye to Japan or as the Japanese would say, "Sayonara".

As "sayonara" actually means you won't see Japan for a longer time and I don't hope so, I prefer to say, "Mata ne Japan, see you soon!"

Minimum attendance: 16 persons

Maximum attendance: 24 persons

Health, vaccinations:

Vaccinations are not mandatory. The Health Service of the German Federal Foreign Office recommends the following vaccinations: protection against tetanus, diphtheria, polio and hepatitis A in accordance with most other foreign offices.

For further information please contact the British foreign ministry, the foreign ministry of your country or the Japanese embassy.

Visa:

You do not need a visa for entry to Japan as a tourist, if you're staying there less than 3 months. You only need a passport that has to be valid for the proposed duration of your stay.

Visits of the Emperor's palace:

For the visits to the Emperor's palaces special permits are required that we have to apply for a long time before the visit. Therefore we need copies of your passports. If, exceptionally, no visit of the Emperor's palace is possible, we are going to visit the Ryoanji garden in Kyoto instead.

Insurance:

We recommend travel cancellation insurance and foreign travel health insurance.

Temperature, climate

In Japan, springtime and autumn are the best periods to travel. But the climate varies strongly depending on where you are, in particular between the north and the southern islands. You find a short overview on temperatures (T) and precipitation(R) in the following BCT-table.

Kyoto (Honshu)					
	T _{max}	Av.Temp	T _{min}	Humid.(%)	Rmm days>1mm
Jan.	19.9	4	-8.4	68	50 6
Febr.	22.8	4.5	-8.8	68	66 7
Mar.	25.7	7.6	-6.5	64	111 10
April	30.2	13.9	-2.8	63	152 11
May	33.8	18.7	1.6	64	154 10
June	36.8	22.4	6.0	69	248 12
July	38.2	26.5	11.5	72	235 12
Aug.	38.6	27.7	12.8	69	143 9
Sept.	37	23.4	8.2	71	203 11
Oct.	32.2	17.1	1.4	70	112 8
Nov.	26.9	11.5	-2.1	70	70 7
Dec.	21.3	6.5	-9.4	70	40 6

Tokyo (Honshu)					
	T _{max}	Av.Temp	T _{min}	Humid.(%)	Rmm days>1mm
Jan.	22.6	5.2	-9.2	50	45 4
Febr.	24.9	5.6	-7.9	52	60 6
Mar.	25.2	8.5	-5.6	56	100 9
April	27.7	14.1	-3.1	63	125 10
May	31.4	18.6	2.2	66	138 10
June	35.7	21.7	8.5	73	185 12
July	37.5	25.2	13	76	126 10
Aug.	38.4	27.1	15.4	73	148 8
Sept.	38.1	23.2	10.5	73	180 11
Oct.	32.6	17.6	-0.5	67	164 9
Nov.	27.3	12.6	-3.1	61	89 6
Dec.	23.5	7.9	-6.8	54	46 4



Japan 4 Youth - Advanced Trip 21/27 Days

Travel Dates

Dates 2017

17-81421 EN	Mo, 31 st Jul 2017 – Tu, 26 th Aug 2017	Advanced Trip	27 Days
17-81424 EN	Mo, 16 th Oct 2017 – Tu, 05 th Nov 2017	Advanced Trip	21 Days

Dates 2018

18-81420 EN	Mo, 12 th Mar 2018 – Tu, 01 st Apr 2018	Advanced Trip	21 Days
18-81421 EN	Mo, 30 th Jul 2018 – Tu, 25 th Aug 2018	Advanced Trip	27 Days

Brief description “Japan 4 Youth - Advanced Trip 21/27 Days“

Mo	1 st day	Flight from UK/Ireland/Europe (via Tokyo) to Osaka. Meeting with tour guide at Frankfurt airport and flight to Kansai International Airport in Osaka. Flight from UK/Ireland/Europe to Osaka
Tu	2 nd day	Arrival in Osaka and transfer to hotel in Osaka. Overnight: Osaka/ Kobe
We	3 rd day	Visit to Umeda Sky Building, HEP 5, Doguya-Suji shopping arcade and Ota Road (Osaka's anime and manga district), visit to the aquarium or Osaka Castle. Overnight: Osaka/ Kobe
Th	4 th day	Trip to Kobe with a view from the city hall, visit to the port, earthquake memorial and Chinatown, visit to sake brewery. Overnight: Osaka/ Kobe
Fr	5 th day	Trip to Himeji to visit Himeji Castle and its nine gardens “Koko-en”. Overnight: Kyoto
Sa	6 th day	Visit to Kyoto Imperial Palace, Nishijin Textile Center with a kimono fashion show. Visit to Golden Pavilion (Kinkakuji). Stroll through Teramachi shopping arcades with manga fan shop and Nishiki market. Overnight: Kyoto
Su	7 th day	Visit to Nijo Castle, Chion-in temple and Kiyomizudera temple. Stroll through the alleys of the Gion district. Overnight: Kyoto
Mo	8 th day	Trip to Nara, first permanent imperial city of Japan. Visit to Kofukuji temple, Todaiji with its large bronze Buddha and Kasuga shrine. Overnight: Kyoto
Tu	9 th day	Trip to Arashiyama, Tenryuji Zen temple and its famous garden, walk through Bamboo Grove, climbing of Iwatayama (Monkey Park) and visit to Kyoto Studio Park (Eigamura). Overnight: Kyoto
We	10 th day	Tour to ninja village Iga Ueno including visit to the ninja museum, continuation to Nagoya, visit to Nagoya Castle, after that trip to ryokan in Nagoya. Overnight: ryokan in Nagoya
Th	11 th day	Bullet train (shinkansen) ride to Tokyo. Arrival around noon in Tokyo. Stroll through Asakusa, boat trip to Hamarikyu Park, Mandarake manga shop, walk through Shibuya, then to Harajuku, afterwards up to the skyscrapers of Shinjuku. Overnight: capsule hotel in Tokyo
Fr	12 th day	Stroll through Ameya Yokocho Market, visit to Ueno park and Akihabara's electric town. Overnight: Tokyo
Sa	13 th day	Trip to Nikko and its UNESCO world cultural heritage with visit to Rinnoji temple, Toshogu shrine (founder of 250-year shogunate reign of the Tokugawa) Overnight: Tokyo

Japan 4 Youth - Advanced Trip 21/27 Days



Su 14th day In the morning visit to Comiket (August), Anime Japan (March), or baseball match of the Tokyo Giants. In the afternoon stroll through the island Odaiba with beach, big wheel (dating spot for lovers), Toyota Showcase and Venus Fort.

Homestay starts on Sunday or Monday

Overnight in Tokyo host family or hotel

Mo 15th Day Language school, in the afternoon business etiquette

Overnight in Tokyo host family or hotel

Tu 16th Day Language school + afternoon programme of the language school

Overnight in Tokyo host family or hotel

We 17th Day Language school + afternoon programme of the language school

Overnight in Tokyo host family or hotel

Th 19th Day Language school + afternoon programme of the language school

Overnight in Tokyo host family or hotel

Fr 19th Day Language school

Overnight in Tokyo host family or hotel

Sa 20th Day Free time (with host family)

Overnight in Tokyo host family or hotel

Su 21st Day In the morning transfer to the airport. Return flight to Frankfurt /Europe/Ireland/UK. (21 days)
Free time with host family (27 days).

Flight Tokyo – Frankfurt/Europe/Ireland/UK (21 days)

Overnight in Tokyo (27 days) host family or hotel

Mo 22nd Day Language school

Overnight in Tokyo host family or hotel

Tu 23rd Day Language school + afternoon programme of the language school

Overnight in Tokyo host family or hotel

We 24th Day Language school + afternoon programme of the language school

Overnight in Tokyo host family or hotel

Th 25th Day Language school + afternoon programme of the language school

Overnight in Tokyo host family or hotel

Fr 26th Day Language school

Overnight in Tokyo host family or hotel

Sa 27th Day In the morning transfer to the airport. Return flight to Frankfurt/Europe/Ireland/UK

Flight Tokyo – Frankfurt/Europe/Ireland/UK

Important notice:

In Nagoya we stay overnight at a traditional ryokan. In Tokyo we experience staying at a capsule hotel for one night. During the language course in Tokyo we have planned the accommodation in Japanese host families for better learning. Alternatively you can also stay at a hotel without additional costs. Please tell us your preference at the time of your booking.



Japan 4 Youth - Advanced Trip 21/27 Days

Features “Japan 4 Youth - Advanced Trip 21/27 Days”

Features

Flights (from Europe only)

- ❖ Flight UK/Ireland/Europe – Frankfurt – Osaka
- ❖ Return flight Tokyo – Frankfurt – UK/Ireland/Europe
- ❖ Airport taxes Germany
- ❖ Safety charges Germany
- ❖ All prices including fuel surcharge, effective April 1st 2017)

Hotels and meals

- ❖ Hotel stay in 2-2.5 star hotels
- ❖ all overnight stays including breakfast
- ❖ 3 overnight stays in Osaka/Kobe
- ❖ 5 overnight stays in Kyoto
- ❖ 1 overnight stay in Nagoya at a business-ryokan
- plus at 21-day trip**
- ❖ 10 overnight stays in Tokyo
 - 1 overnight stay at a capsule hotel
 - 2 overnight stays at a hotel
 - 7 overnight stays at a host family's home (or hotel)
- plus at 27-day trip**
- ❖ 16 overnight stays in Tokyo
 - 1 overnight stay at a capsule hotel
 - 2 overnight stays at a hotel
 - 13 overnight stays at a host family's home (or hotel)

Tour guide

- ❖ BCT tour guide until day 15

Transfers

- ❖ Transfers by bus / metro / train
- ❖ Train ride (high-speed train Shinkansen) to Tokyo
- ❖ Boat trip on the Sumida river

Trade fair visit

- ❖ Anime Japan (formerly Tokyo Anime Fair), Comiket
- ❖ Halloween Parade (October)
- ❖ or baseball match of the Giants during the season

Other

- ❖ Luggage transfer
- ❖ Informative material

Highlights

- ❖ Sake-brewery
- ❖ Kimono show
- ❖ Kyoto Imperial Palace
- ❖ Kyoto Studio Park (Eigamura)
- ❖ Iwatayama (Monkey Park)
- ❖ Tenryuji Bamboo Grove
- ❖ Ninja village Iga Ueno

Language course

21-day trip

- ❖ Language course 5 mornings
- ❖ Afternoon programme “Pop Culture” at 3 afternoons
- ❖ Japanese business etiquette

27-day trip

- ❖ Language course 10 mornings
- ❖ Afternoon programme “Pop Culture” at 6 afternoons
- ❖ Japanese business etiquette

Admissions

- ❖ Umeda Sky Building
- ❖ Doguya-Suji shopping arcade
- ❖ Aquarium or Osaka Castle
- ❖ Nishijin Textile Centre
- ❖ Golden Pavilion
- ❖ Nijo Castle
- ❖ Kiyomizu temple
- ❖ Chion-in temple
- ❖ Kofukuji temple
- ❖ National Museum in Nara
- ❖ Todaiji temple
- ❖ Kasuga shrine
- ❖ Tenryuji temple
- ❖ Ninja show
- ❖ Nagoya Castle
- ❖ Hamarikyu park
- ❖ Ameya Yokocho market
- ❖ Ueno park
- ❖ Rinnoji temple
- ❖ Toshogu shrine
- ❖ Futarasan shrine
- ❖ Taiyuin mausoleum
- ❖ Himeji Castle & Koko-en Garden

Minimum attendance: 16 persons

Maximum attendance: 24 persons

Recommended age: 18-28 years***

Prices & Dates 2018 per person

From Europe, flights included

Trip No. 18-81420 EN 21 Days
Mo, 12th Mar. – Sa, 31st Mar. 2018
In Twin Room 3,898 Euro

Trip No. 18-81421 EN 27 Days
Mo, 30th Jul. – Su, 25th Aug. 2018
In Twin Room 4,398 Euro

Prices & Dates 2018 per person

From America, Africa, Asia & Australia without flights

Trip No. 18-81420 EN 20 Days
Tue, 13th Mar. – Su, 01st Apr. 2018
Twin Room 4,391 USD 3,378 Euro

Trip No. 18-81421 EN 26 Days
Tue, 31st Jul. – Sa, 25th Aug. 2018
Twin Room 5,067 USD 3,898 Euro

More dates for 2019 and prices in £, as well as single supplementary in £ and \$ can be found on the booking forms at the end of this catalogue.

Single Room Supplementary

hotel & host family* 21&27 Days	298 Euro
hotel only** 21 Days	448 Euro
hotel only** 27 Days	598 Euro

*Hotel & host family: 12 nights in a single room at a hotel and 7 or rather 13 nights at the host family's home.

**hotel only: 19 or rather 25 nights in a single room at a hotel.

If you travel alone you can book half a twin room or a single room. When you decide to book half a twin room this will be confirmed at the time of your booking. In case there are no fellow travellers to share the room with, you can use a single room without any additional costs.

***Participation only from the age of 18 up, because the tour guide accompanies you only until day 15. The stay at language school and host family is held without tour guide.

When booking with flights

As there are no youth flight fares for those over 28 years, you have to pay a surcharge of 190 Euro.

Subject to alterations.

Important advices for the Advanced Trip

- To use the material required for the lessons you have to be able to read at least hiragana. (Being able to write hiragana is favourable, but you won't necessarily need it during the lessons.)
- Please note that there will be additional costs for transfers from your host family (or hotel) to the language school and for trips during your free time.

Welcome to Genki JACS!

The language school “Genki Japanese and Culture School” was founded in 2004 and is situated in the heart of Tokyo, only a stone’s throw away from Shinjuku station. The teaching concept especially orientated to western students has already proven itself. Since 2009 Genki JACS (located in Tokyo and Fukuoka) has constantly been voted as one of the top 5 language schools of the world.

Naturally you aren’t the only ones spending time with the Japanese language. Your classmates from all over the world can surely give you some good advice so that you can pull out all the stops from these one or two weeks.

A place for learning and surfing

The school has 6 classrooms of different size and the relatively small groups (ca 2-7 people/ group) offer enough scope for a individual and personal care.



In the small lobby you can have tea or coffee and eat your bento, which you bought at a nearbyコンビニ, at a table or at the comfortable seating corner. If you want to deepen what you have learned so far you can use one of the desks that are meant especially for learning. Here you can also use the internet for free on 2 computers during the breaks, check your emails or skype.



Genki JACS in Tokyo is located in walking distance from Shinjuku, one of the busiest stations in the world. The school itself is situated directly at the entrance of Hanazono shrine and offers a quiet and relaxed atmosphere.



Japanese Plus Pop Culture – More than just language lessons

Your language course does not only convey Japanese language skills to you, but also brings modern Japanese culture home to you. Every week there are three special cultural lessons besides your 20 Japanese language classes. For example joint trips to museums, amusement parks or state facilities like Tokyo University, and also workshops where you learn how to make bento or draw manga. The “cultural lessons” are held in a semi-fixed monthly system of rotation.

Here you see an exemplary schedule (Changes made by the language school are possible at any time!):

Week 1	workshop: food replica	Akihabara weapon store	cosplay
Week 2	disaster control centre	workshop: drawing manga	maid café
Week 3	science centre	Shonen-Jump world	cat café
Week 4	Nanja Town	workshop: character bento	Shimo-Kitazawa district
Week 5	Toyota theme park	animation museum	Tokyo University (Todai)

„Ganbatte kudasai!“

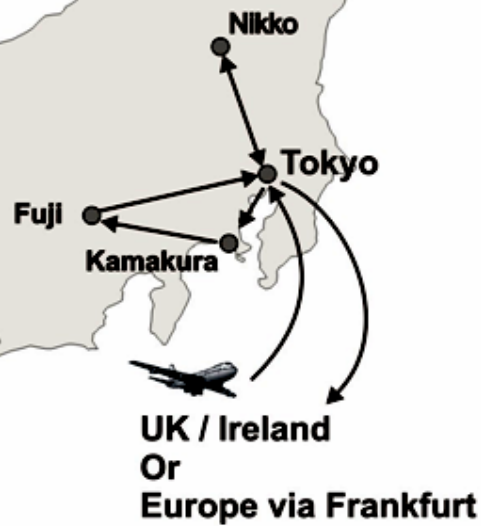
(Good luck!)

By the way: The one-week crash course Japanese is part of the 21-day Advanced Trip in March and October, whereas the two-week language course is part of the program of the 27-day Advanced Trip in August. If you are interested in a more intensive learning of the language, you can also book 2-8-week courses for beginners or advanced courses in Tokyo or Fukuoka. If you are interested, you are welcome to send us an email.



JAPAN

City Trip 8 days



Highlights of this trip

- Comiket manga fair or World Cosplay Summit
- Adventure: Capsule-hotel
- In district: Shibuya, Harajuku & Co
- Holy Mount-Fuji
- Kamakura: headquarters of the shogun
- World cultural heritage Nikko: temple and shrines

Japan 4 Youth – City Trip 8 Days

Schedule 2018/19

26th Dec. 2018 – 02nd Jan. 2019

Schedule 2019/20

26th Dec. 2019 – 02nd Jan. 2020

Itinerary winter:

UK/Ireland/Europe – Frankfurt – Tokyo – Kamakura – Mount-Fuji – Nikko – Tokyo – Frankfurt – UK/Ireland/Europe

Itinerary summer:

UK/Ireland/Europe – Frankfurt – Tokyo – Nagoya – Frankfurt – UK/Ireland/Europe

1st Day – Going to Japan

After arriving at the airport in Frankfurt we meet our tour guide who will accompany us the whole trip. In about eleven hours we are flying through the night to reach Tokyo.

2nd Day – Tokyo feeling

Because there are eight time zones between Europe and Japan and we are flying against the sun, we arrive in Tokyo by late afternoon. (The return flight will balance this) After the arrival we are going to our hotel first.

There we freshen up and head to the hustle and bustle of Tokyo!

Our goal is the business district Shinjuku with its skyscrapers.

From the 45th floor of the Metropolitan Government Building we can enjoy a great view over the city. There is a seemingly never ending sea of houses and on clear days, one can see Mount Fuji in the distance – we will see it closer up on another day. Coming back down we realize how gigantic this city really is.

3rd Day – Temple and Manga

We start in Asakusa and visit the Senso-ji temple, which is famous for its big, red Chinese lantern at the Kaminarimon (Thunder Gate). According to a legend two fishermen in the 7th century found a Kannon statue in the Sumida River and constructed a temple for it. Therefore, Senso-ji is the oldest temple of Tokyo. In front of the temple on the Nakamise, there are several small souvenir stands that invite you to stroll around.

After that we take a boat on the Sumida River from Asakusa to Hamarikyu garden. As we are sail-

ing beneath colourful bridges, we have a wonderful view at the skyline.

Hamarikyu garden is a former park of the shogun and is a perfect spot to relax a bit, before we enter the fray.

After that we take the underground to Shibuya (one of Tokyo's in-districts). Here we get to see the Mandarake – THE manga shop of Tokyo. Here we can buy everything a fan's heart desires for a reasonable price and on top of that it is sold by staff wearing cosplay costumes!

Then we continue our "shopping tour" through Shibuya to Harajuku, where we finally get to see Japan's "crazy" teenagers.

4th Day – Kamakura and Fuji-san

Today we are leaving the city for the first time. To the south of Tokyo is Kamakura – city of the shogun. The Minamoto clan ruled from here over Japan from 1180 to 1330. Because there are so many Buddhist temples and Shintoist shrines it is difficult to decide where to look first.

First, we visit the Tsurugaoka Hachimangu shrine. It was established in 1063 and the first Kamakura shogun worshipped the god of war Hachiman here.

Then we walk over to the 13m high bronze Amida Buddha. Since a tsunami destroyed the Kotoku temple in 1498, he meditates under the open sky.

The holy Mount Fuji

Now we head to the Crater Lake Ashi in Hakone. We marvel at Fuji-san from aboard the boat – an absolute must-see on every trip to Japan. After all, the Fuji stratovol-

cano is Japan's national symbol number one! Its flanks are nearly symmetrical and resemble the Japanese character of the number eight. This form promises luck and affluence.

From Owakudani, the impressive volcanic valley with active sulphur vents, we have a fabulous view on the Fuji.

The dark eggs from the spring there are said to increase longevity.

5th Day – Nikko – the 3 monkeys

Again we head to the outskirts. This time to the north, where we visit the UNESCO world cultural heritage in Nikko. It was the cultural centre of the Tokugawa shogunate from the 17th to the 19th century.

"Don't say marvellous until you have seen Nikko", a Japanese proverb says.

But where to start?

The Toshogu shrine is dedicated to the founder of the Tokugawa shogunate Tokugawa Ieyasu.

A famous woodcarving of three monkeys decorates the horse stable of that building complex. They are each covering either eyes, ears or the mouth. They symbolize the Buddhist principle "see no evil, hear no evil, speak no evil".

After that we visit the Rinnoji temple. Here we can see the Taiyuin mausoleum of shogun Tokugawa Iemitsu aside from impressive Buddha statues. He was responsible for Japan secluding itself for 235 years from foreign countries in 1633.

The Futarasan shrine impresses with its bronze Torii and the red painted arch bridge. At Futarasan we can observe a "ghost lantern" which is said to have scared off even the bravest samurai at night.



Japan 4 Youth – City Trip 8 Days

Back in Tokyo we will experience a special night: we will stay overnight at a capsule hotel!

Don't worry, the small capsule contains everything you need – even a TV, but one has to share the bathroom with others.

6th Day – Comiket and Odaiba

Today we visit the must-see for every fan of Japanese pop and manga culture: the Comiket on Odaiba!

This comic market is the biggest manga fair in the world. It can't be compared to European fairs and anime conventions. There are not only publishing houses represented, but also over 20,000 doujinshi (fan art groups). It's like a flea market! Many famous artists had their debut here. One main attraction is the cosplay terrace where cosplayers are posing for photos. If you want, you can register and participate as well. But you have to bear in mind that you have to get changed at the Comiket itself in a changing room. Here you can marvel at the greatest costumes!

There is a large crowd: 500,000 fans admire manga, anime, doujinshi, merchandise etc. etc. in two days.

Since we are already here on this artificial island, we take a walk in the afternoon through the futuristic and romantic world of Odaiba.

While shopping in Venus Fort – one of Japan's most unusual shopping arcades – you might think you are a part of a Disney-like version of Venice.

At Toyota Showcase technical enthusiasts can not only admire cars like "Emeraude" or "Caldina", but also take a look at future motoring technology and try it out.

From one of the biggest Ferris wheels of the world – 115m high – you can enjoy a great view over the Rainbow Bridge, the harbour and the Tokyo Tower (Japanese Eiffel Tower).

A fantastic place for New Year's Eve!

Now we just have to decide where to have the party tonight...

7th Day – Happy New Year!

First of all we have a good night's sleep. In Japan, you spend New Year's rather quietly.

Those, who are willing to get up, take a walk over Ameya Yokocho market. Here we can do our shopping quite reasonably. Have I bought all my souvenirs? Today's the last chance for us to do some more shopping.

After that we take a walk through Ueno Park. This city park is over one hundred years old. And here you can find the famous Ueno zoo. The Kanei-ji temple nearby serves as a beautiful, borrowed scenery for the game enclosure in the park.

For the next item on the agenda we have something for both the technology and computer fans, as well as the anime and manga fans: We are going to Akihabara.

There are Animate, game centres, department stores with several floors like Gamers Honten, with magazines, manga, doujinshi, art-books, DVDs video games, model kits, goods and trading cards. Besides countless shops stocked with the newest electronic articles, there are also shops selling used DVDs and Blu Rays. After all this shopping, we relax in one of the famous medo-kissa (maid café), where the waitresses serve and dress Victorian-style.

8th Day – Mata-ne Japan

The day to say goodbye has finally come.

We fly back to Frankfurt and from there back home. We wave once more from the plane's window... But when you have been to Japan once, you want to come back.

Therefore we say "nihon, mata ne" – "See you again, Japan"!

Minimum attendance: 16 persons

Maximum attendance: 24 persons

Health, vaccinations:

Vaccinations are not mandatory. The Health Service of the German Federal Foreign Office recommends the following vaccinations: protection against tetanus, diphtheria, polio and hepatitis A in accordance with most other foreign offices.

For further information please contact the British foreign ministry, the foreign ministry of your country or the Japanese embassy.

Visa:

You do not need a visa for entry to Japan as a tourist if you're staying there less than 3 months. You only need a passport that has to be valid for the proposed duration of your stay.

Visits of the Emperor's palace:

For the visits to the Emperor's palaces special permits are required that we have to apply for a long time before the visit. Therefore we need copies of your passports. If, exceptionally, no visit of the inside of the Emperor's palace is possible, we are going to visit the Ryoanji garden in Kyoto.

Insurance:

We recommend travel cancellation insurance and foreign travel health insurance.

Temperature, climate

In Japan, springtime and autumn are the best periods to travel. But the climate varies strongly depending on where you are, in particular between the north and the southern islands. You find a short overview on temperatures (T) and precipitation(R) in the following BCT-table.

Nagoya (Honshu)						
	T _{max}	Av.Temp	T _{min}	Humid.(%)	Rmm	days>1mm
Jan.	21.0	3.6	-10.3	65	50	5.3
Feb.	22.6	4.3	-9.5	64	61	6.4
Mar.	25.8	7.5	-6.8	61	98	8.7
April	29.6	13.5	-2.1	65	153	10.6
May	34.8	18.0	2.8	68	162	10.1
June	34.9	21.7	8.2	74	210	12.3
July	38.9	25.6	14	78	218	12.2
Aug.	39.9	26.8	14.4	74	170	8.2
Sept.	36.8	22.8	9.5	75	209	11
Oct.	32.7	16.9	1.5	70	121	8.3
Nov.	27.2	11.4	-2.7	68	74	6.6
Dec.	20.9	6.2	-7.2	67	48	4.9

Tokyo (Honshu)						
	T _{max}	Av.Temp	T _{min}	Humid.(%)	Rmm	days>1mm
Jan.	22.6	5.2	-9.2	50	45	4
Feb.	24.9	5.6	-7.9	52	60	6
Mar.	25.2	8.5	-5.6	56	100	9
April	27.7	14.1	-3.1	63	125	10
May	31.4	18.6	2.2	66	138	10
June	35.7	21.7	8.5	73	185	12
July	37.5	25.2	13	76	126	10
Aug.	38.4	27.1	15.4	73	148	8
Sept.	38.1	23.2	10.5	73	180	11
Oct.	32.6	17.6	-0.5	67	164	9
Nov.	27.3	12.6	-3.1	61	89	6
Dec.	23.5	7.9	-6.8	54	46	4

Japan 4 Youth – City Trip 8 Days



Travel Dates

Schedule 2018

18-81441 EN We, 26th Dec. 2018– We, 02nd Jan. 2019 City Trip 8 Days

Schedule 2019

17-81441 EN Thu, 26th Dec. 2019– Thu, 02nd Jan. 2020 City Trip 8 Days

Brief description “Japan 4 Youth – City Trip 8 days”

- 26th Dec 1st Day Departure in the early evening. Meeting with tour guide at the airport in Frankfurt and direct flight from Frankfurt to Tokyo with Japan Airlines.
Flight UK/Ireland/Europe – Frankfurt – Tokyo
- 27th Dec 2nd Day Arrival in the afternoon in Tokyo. Transfer to the hotel. First walking tour in town. Up to the skyscrapers of Shinjuku.
Overnight: Tokyo
- 28th Dec 3rd Day Stroll through Asakusa, boat trip to Hamarikyū-garden, Mandarake manga shop, tour through Shibuya, walk to Harajuku.
Overnight: Tokyo
- 29th Dec 4th Day Trip to Kamakura: Visit of Tsurugaoka Hachimangu shrine and Great Buddha. Hakone national park: with the Owakudani volcanic valley & boat trip on the Lake Ashi.
Overnight: Tokyo
- 30th Dec 5th Day Trip to Nikko: Rinnoji temple, Taiyūin mausoleum, Toshogu shrine and Futarasan shrine.
Overnight: capsule hotel in Tokyo
- 31st Dec 6th Day Visit of the Comiket manga fair. In the afternoon discovering the island Odaiba with beach, big wheel, Toyota show case and Venus Fort.
Overnight: Tokyo
- 01st Jan 7th Day In the morning free time (New Year), stroll through Ameya Yokocho market, visit of Ueno park and Akihabara's electric town.
Overnight: Tokyo
- 02nd Jan 8th Day Transfer to airport, return flight to Frankfurt.
Flight Tokyo – Frankfurt – UK/Ireland/Europe



Japan 4 Youth – City Trip 8 Days

Features “Japan 4 Youth – City Trip 8 days“

Features

Flights (from Europe only)

- ❖ Flight UK/Ireland/Europe – Frankfurt – Tokyo
- ❖ Return flight Tokyo – Frankfurt – UK/Ireland/Europe
- ❖ Airport taxes Germany
- ❖ Safety charges Germany
- ❖ All prices including fuel surcharge, effective April 1st 2017

Hotels and meals

- ❖ Hotel stays at 2-2.5 star hotels
- ❖ 5 overnight stays in Tokyo
- ❖ 1 overnight stay in Tokyo at a capsule hotel
- ❖ Overnight stay with breakfast

Tour guide

- ❖ English speaking tour guide of BCT-Touristik GmbH

Transfers

- ❖ Transfers by bus / subway / train

Other

- ❖ Luggage transfer
- ❖ Informative material

Admissions

- ❖ Admissions Tokyo: Senso-ji temple, Hamarikyū garden, Ueno park
- ❖ Admissions Nikko & Kamakura: Toshogu shrine, Rinnoji temple, Taiyūin mausoleum, Futarasan shrine, Hasedera temple, Tsurugaoka-Hachiman shrine, Kotoku temple, Great Buddha

Highlights

- ❖ Boat trip on the Sumida river
- ❖ Boat trip on the Lake Ashi
- ❖ Owakudani volcanic valley
- ❖ Comiket manga fair (winter)

Minimum attendance: 16 persons

Maximum attendance: 24 persons

Recommended Age: 16-28 years

Prices & Dates 2018-2019 per person

From Europe, flights included

Trip No. 18-81441 EN 8 Days
We, 26th Dec. – We, 02nd Jan. 2019
Twin Room 2,098 Euro

Trip No. 19-81441 EN 8 Days
Thu, 26th Dec. – Thu, 02nd Jan. 2020
Twin Room 2,098 Euro

Prices & Dates 2017-2018 per person

From America, Africa, Asia & Australia without flights

Trip No. 18-81441 EN 7 Days
Thu, 27th Dec. – We, 02nd Jan. 2019
Twin Room 1,957 USD 1,508 Euro

Trip No. 19-81441 EN 7 Days
Fr, 27th Dec. – Thu, 02nd Jan. 2018
Twin Room 1,957 USD 1,508 Euro

Single Room Supplementary

Charge (if desired) 198 Euro / 263 USD

Prices in £ can be found on the booking forms at the end of this catalogue.

If you travel alone you can book half a twin room or a single room. When you decide to book half a twin room this will be confirmed at the time of your booking. In case there are no fellow travellers to share the room with, you can use a single room alone without any additional charge.

When booking with flights

As there are no youth flight fares for those over 28 years, you have to pay a surcharge of 190 Euro.

Subject to alterations.

Capsule hotel:

The first capsule hotels were established in the 1970's in Tokyo. Today you can find them in every bigger city throughout Japan. The beehive-like capsule hotels are a convenient and space-saving alternative compared to normal hotels often used by male commuters who miss their last train. By now, sleeping compartments exclusively for women have been established. The sleeping pods vary in size and equipment from hotel to hotel. Most of them cover an area of 2 square metres and are 1.2 metres high. Mattress, bedding, TV and radio are part of the basic equipment. The bathroom is shared with others and if you're hungry or thirsty, there are also vending machines for drinks and snacks.



Excursus – Cosplay

Cosplay: Live your manga – be your hero!

Cosplay is a costume trend from Japan, which is composed of the English words “costume” and „play“. The term was introduced in 1983 by Nobuyuki Takahashi, who is the founder of the publishing house Studio Hard.


You do cosplay with the aim of looking like your idols or act like them. The mostly virtual role models come from different sources. The basis is formed by different types of Japanese media like manga and anime, but also characters from video games, fantasy movies and comics are used. The costume players are both male and female and on average between 15 and 25 years old.



Cosplay is mostly done for one's own pleasure or for competitions at manga and anime conventions. One of the biggest conventions where cosplay is of greater importance is the manga fair Comiket in Tokyo, which is held twice a year. But also in other parts of the world the still young trend becomes more and more significant. While at Japanese competitions only the presentation of the costume is of any importance, it is normal and highly recommended at Western competitions to include monologues, sketches, choreographies or show fights of your character in your performance.

Ever since 2000 you can also visit cosplay restaurants with waitresses (and sometimes waitors) in costumes. As a variation for men, the maid café is known for waitresses dressing up as maids or nurses. For women it is called butler café where the waiters are dressed corresponding to its name. All in all it reminds of a role play game as “master” and “servant”. By now the concept of maid cafés has gained a lot of popularity and spread even outside Japan.





Practical Advice



Addresses

Embassy of Japan in the UK

101-104 Piccadilly, London, W1J7JT
Tel.: +44 (0)20-7465-6565
Fax: +44 (0)20-7491-9328
Web: www.uk.emb-japan.go.jp

General consulate of Japan in the UK (Edinburgh)

2 Melville Crescent Edinburgh EH3 7HW
Tel.: +44 (0)-131-225-4777
Fax: +44 (0)-131-225-4828
Web: www.edinburgh.uk.emb-japan.go.jp

Cultural institute of Japan (Japan Foundation)

1st floor Lion Court, 25 Procter Street, London, WC1V 6NY, U.K.
Tel.: +44-20-3102-5020
Fax: +44-20-3102-5022
Web: www.jpf.org.uk

Embassy of Japan in Ireland

Nutley Building, Merrion Centre, Nutley Lane, Dublin 4
Tel.: +353 (0)1-202-8300
Fax: +353 (0)1-283-8726 (General)
+353(0) 1-202-8350 (Cultural Section))
Web: www.ie.emb-japan.go.jp

British embassy in Tokyo, Japan

No 1 Ichiban-cho, Chiyoda-ku, Tokyo 102-8381, Tokyo
Tel.: +81(3)-5211-1100
Fax: +81(3)-5275-3164
Web: www.ukinJapan.fco.gov.uk

British general consulate in Tokyo, Japan

No 1 Ichiban-cho, Chiyoda-ku, Tokyo 102-8381, Tokyo
Tel.: +81(3)-5211-1100
Fax: +81(3)-5275-0346
Web: www.gov.uk/government/world/japan
Email: consular.tokyo@fco.gov.uk

GENERAL INFORMATION

Japan is an insular country, with a group of 4 bigger islands in the middle and about 4000 other, smaller islands. The 4 major islands are called (from north to south): Hokkaido, Honshu, Shikoku, Kyushu. Japan occupies an area of 377.835 km². The majority of islands are covered with mountains and some of them are volcanic. Japan has a population of about 126 million people and the Greater Tokyo Area counts 35 million inhabitants. It is the capital city of Japan and the biggest metropolitan city in the world.

HEALTH ASSISTANCE

The health assistance in Japan is comparable to Europe. In sanitary, technical and logistic fields, everything proceeds smoothly. In the big cities, doctors often speak English or German in order to facilitate communication with European patients.

VISA

For all tourists coming from the UK or Ireland who enter Japan, a valid passport is sufficient. For a stay of less than 3 months a special visa is not required; it is not necessary to fill out a special document at the time of embarkation. If you're from another European country, please check if there are any special requirements regarding a visa for Japan.

ELECTRICITY

100 volts, A.C., 50 Hertz in eastern Japan and 60 Hertz in western Japan (including Nagoya, Kyoto and Osaka). 2-flat-pin plugs are used, so it's advised to purchase a plug adapter beforehand. You can buy adapters in any electronic shop.

MONEY & CREDIT CARD

Japanese currency is yen. The money exchange rate is (February 2016):

1 EUR = 130 Yen (JPY)

1 GBP = 171 Yen (JPY)

1USD = 118 Yen (JPY)

1AUD = 85 Yen (JPY)

There are coins of 1, 5, 10, 50, 100 and 500 Yen and banknotes of 1,000, 2,000, 5,000 and 10,000 Yen. Money exchange to Japanese Yen is always possible, but often disadvantageous. Therefore it might be easier to use the ATMs at the airport, banks, post offices or convenience stores like 7 Eleven to make a withdrawal. Credit cards like American Express, Visa or Mastercard are accepted in hotels, ryokan, shops and banks. You can honour a check at a bank, but the whole process might be a little complicated and time consuming. You can also exchange your money at the airport. Banks in Japan are open Monday to Friday, from 9:00 am to 3:00 pm.

HEALTH SERVICES

The Ministry of Foreign Affairs' health service advises the following vaccinations: protection against tetanus, diphtheria, polio and hepatitis A. For a longer stay (more than 3 months) it is recommended to have a vaccination against hepatitis B as well. Further information is available at the Ministry of Foreign Affairs.

FESTIVITY DAYS

1st of January, New Year's Day

2nd Monday of January, Coming of Age Day

11th of February, Foundation Day

20th or 21st of March, Vernal Equinox Day

29th of April, Beginning of the "Golden Week"

3rd of May, Constitution Memorial Day

4th of May, Greenery Day

5th of May, Children's Day

3rd Monday of July, Marine Day

3rd Monday of September, Respect for the Aged Day

23rd or 24th of September, Autumnal Equinox Day

2nd Monday of October, Health and Sports Day

3rd of November, Culture Day

23rd of November, Labour Thanksgiving Day

23rd of December, The Emperor's Birthday

-If a festivity day happens to be on Sunday, then it is celebrated on the following Monday

-The 25th of December is not a festivity day


-From the 28th of December to the 3rd of January all the authorities, public offices, banks and other offices are closed; only the majority of shops is open.

PICTURES

It is advisable to bring enough memory cards with you if you use a digital camera. Beautiful buildings, breathtaking landscapes and local people are often a source of inspiration to all professional photographers, as well as to amateurs. Prohibitions for taking pictures in public places are seldom; it is advisable, though, to ask for permission before taking a picture of people in the streets.

HOTELS & ACCOMMODATIONS

In Japan, we distinguish between two different types of accommodation facilities: on the one hand, there are the typical Western-style hotels and on the other hand, it is possible to experience the real Japanese lifestyle by staying overnight at a traditional Japanese hotel. The latter is called ryokan and has a great traditional Japanese atmosphere. The floors in all rooms are made of soft straw mats, so called tatami, on which you are only allowed to walk barefooted or in socks. The closet doors are made of washi paper sheets. Before entering, it is mandatory to take off your shoes. In each room there are slippers and one cotton kimono (called yukata), which you can wear in the room and in the ryokan when going to the bathroom for example. Men and women wear the same yukata. Before entering the hot bath, which has separate baths for men and women, it is customary to wash yourself thoroughly. Ryokan are usually slightly more expensive than other hotels of the same category. Western style hotels are of a high standard, too. The majority of big hotels have a shuttle service from the main stations or airports to the hotel.



CLIMATE

In Japan there are four different seasons, each of them with its own characteristics, just like in most of the European countries. The best times to visit Japan are spring and autumn.

Spring: Introduced by the spectacular blooming of the peach trees, it reaches its peak in April, when the cherry trees, too, are covered by wonderful blossoms. It is advisable to bring some light clothes and thin sweaters.

Summer: the rain-period finds its peak time during three or four weeks in June and then is followed by an unbearable heat in July. The humidity reaches pretty high levels and this is the reason why many Japanese people always take a towel with them.

Autumn: a light and fresh wind brings general relief and pleasant temperatures. The first picture which comes in mind of autumn in Japan is a romantic carpet of coloured leaves.

Winter: usually in the flat land on the pacific coast temperatures stay above 0°C and it is quite arid, but still it is advisable to bring a good coat. While in the northern part of Japan the winter is quite strong, in the southern part the temperatures are more moderate (for example in Okinawa).

OPENING HOURS

Shops: Monday-Sunday 10.00-20.00

Big stores: Monday-Sunday 10.00-19.30

Museums: Tuesday-Sunday 10.00-17.00

POST OFFICES

The Nippon Yuusei K.K. is a widely spread public firm and counts more than 24,700 branches throughout Japan. The opening hours are Monday to Friday, from 9.00 to 17.00. If you want to send postcards overseas you need to buy a 70 Yen stamp and a 130 Yen stamp for letters of less than 10 grams.

LANGUAGE

The official language is Japanese. Children start learning English in third grade in primary school. In case of trouble, it is advisable to try to talk to young people, because most of them know English. You should speak slowly and clearly, though. Sometimes writing down what you want to say can be of help.

TAXI / TRAIN

Almost everywhere there are plenty of buses and it is not difficult to find one. The rail system in Japan is one of the most developed worldwide. If you travel long distances it is more comfortable to use the train, even more so to use the bullet train called „Shinkansen“. The trains that connect the cities run regularly and are almost always punctual. In the bigger cities like Osaka, Tokyo, etc. there is also a widely developed subway system.

TELEPHONE

Everywhere in Japan you can find public phones, which are usually green or blue. They work with coins of 10 or 100 yen, but also with phone cards available in stations and kiosks. An urban call costs 10 Yen/ minute and you should note that the machines give no change. For international calls it is advisable to use prepaid cards, sold in every station in the big cities. A good alternative could be a ticket-shop, as it offers better tariffs, but is very difficult to find for tourists.

Important prefixes:

Japan: 0081

Tokyo: 03

Kyoto: 075

Osaka: 06

Kobe: 078

Nagoya: 052

TIPS

Leaving tips is not common in Japan. With the only exception of very high-class restaurants (5-star ones) you should refrain from leaving tips, because people might be offended by it.

TIME ZONE

The time zone relevant for Japan is Japan Standard Time. This time zone is 9 hours ahead of Coordinated Universal Time (UTC).

TOKYO

In 1868, Tokyo became the capital of Japan. From that year on the metropolitan city was the political and economical centre of the country. It is located at the southern coast, in the so called Tokyo bay. In the northern part of Tokyo lies the Kanto flat land. The city is divided into 23 different municipal districts. From the quiet park of Meiji through the chaotic and overcrowded district of Nakamise to the skyscrapers of Shinjuku, Tokyo offers a large variety of lifestyles that impress visitors immediately with their individual charm.

General suggestions for manners

- Before entering a house or a hotel room take off your shoes.
- People in Japan usually drink their soup or their noodle soups a little noisily. Please don't be offended by that habit.
- When using the toilet, please change into the provided slippers if there are any. Don't use the shoes you wear elsewhere in the toilet!
- Before entering a hot spring you have to clean your body first. It is forbidden to bring soap or to pour cold water into the hot-water pool.
- When staying at a host family's home, please refrain from criticizing meals you don't know in front of the family. Otherwise the family might feel obliged to take you to a Western restaurant.
- Please do not blow your nose in public places.
- Be patient if people do not understand immediately what you are saying to them in English.

BRIEF LANGUAGE COURSE

Good afternoon	Konnichi wa
Goodbye	Sayonara
Thank you	Arigatou gozaimasu
You are welcome	Dou itashimashita
Yes	Hai
No	Iie
Excuse me...	Sumimasen...
Where is...	...wa doko desu ka
...the post office?	Yubin-kyoku...
...the bank?	Ginko...
...the station?	Eki...
What time is it?	Ima wa nanji desu ka?
Water	Mizu
Tea	O-cha
Rice	Gohan
Zero	Zero
One	Ichi
Two	Ni
Three	San
Four	Shi (or Yon)
Five	Go
Six	Roku
Seven	Nana (or Shichi)
Eight	Hachi
Nine	Kyu
Ten	Ju
One hundred	Hyaku
One thousand	Sen
Ten thousand	Ichiman
Yen	En



For your notes



The Recipe of our Journeys

What truly characterizes our journeys is the special BCT program, which combines the advantages of group tours with those of individual ones. The fundament, on which BCT builds its offers, is a large variety of cultural programs, enriched by activities typically practiced by the natives, like river rafting, camel riding, hiking in the jungle or trekking.

Every nation lives among its own myths and fairy tales. Stone monuments are their silent witnesses, tales and legends the talking ones. Even through our journeys we experience and listen to the particular stories characterizing those places and rising up from different sources. Past eras, great heroes and emperors, winners and losers can now come back into life thanks to our imagination.

The exact program is drawn only after having talked with all the participants; indeed, it is possible to change the original according to your individual ideas and the suggestions of your tour guide.

Usually we spend at least two, often even three or four days in the same city before moving on to the next; this gives you the chance to fully appreciate every single place and to get ready to assimilate views, stories and emotions throughout our excursions. Therefore, you will get to know in detail both the country you are visiting and its inhabitants.

The trips to the day's main topics generally take up a half day; however we also offer an earlier return for those, who are not interested in some of the activities or excursions. We do this in order to give everybody the opportunity to do all the things they really enjoy and to better manage the groups.

True to the motto "less is more" you can choose whatever activities will satisfy your wishes. You may have a rest, enjoying the tranquillity of a park and relax a bit in order to contemplate all the experiences and emotions of your travel before continuing. Sometimes you can even discover more things and secrets thanks to the stories the tour guides are willing to tell you.

You will have enough time for exploring culture and for visiting, for individual excursions and for shopping, for sports and for relaxation and even for a dip in the swimming pool. You can shuffle the program as you wish: our main ambition is to satisfy your expectations and desires.

Your BCT -Touristik Team





BCT Travelling all over the world

BCT - Touristik

In 1992, BCT - Touristik was founded as a tour operator for classical educational excursions. Today, this is still the main focus of our journeys. We travel to the Middle East, Central America, Asia, the Indian subcontinent and the Australian continent. Consequently, we are able to offer you a great variety of culture, history, flora and fauna.

Touristik

BCT - Touristik is a family business with a young and motivated team. It is located in Siegburg, which is a city in the German federal state of North Rhine-Westphalia. We offer a lot of trips to enjoy the nature. You can wander with us through the jungle of Central America, take a trekking tour in the Himalayas, go on a safari trip through the endless savannah of Africa or dive at the beautiful Great Barrier Reef.

History of BCT

BCT - Touristik started out with travel destinations such as Israel and Egypt. Over a period of nearly 18 years, the variety of our educational trips was constantly extended. Below, you can find an overview concerning our travel destinations.

1992	Egypt, Israel
1993	India, Nepal
1994	Mexico, Syria, Jordan
1995	Belize, Guatemala, Sri Lanka
1996	South of India, Maldives

Since 1997, we have been able to enlarge the offer of our travel destinations; Africa, Asia and Australia were added.

1997	Australia, Singapore
1998	South Africa, Swaziland
1999	Bali
2000	Western Australia
2001	Namibia, Malaysia
2002	New Zealand, Fiji
2003	Java
2004	Myanmar
2005	Laos, Thailand
2006	Cambodia, Japan
2007	Vietnam
2008	Mali - West Africa
2009	Korea
2010	China, Bhutan, Tibet
2011	Nordkorea
2012	Peru, Mongolia
2013	Ecuador, Galapagos

The description of the BCT - Logo

The sun can be found impersonated as a god in every ancient civilization, for instance the Kinich Ahau of the Mayas or the Hindu Surya. The sun shines in the distance and with the help of a modern version of the Eye of Horus, we want to discover this distance. Experience the cultures of past epochs with us and learn from the countries of our world.

The BCT travel destinations

BCT Touristik offers journeys to five different cultural spheres:

Central America

Belize, Guatemala, Mexico

Following the traces of the Mayas, Aztecs, Toltecs & Olmecs..

Middle East

Egypt, Israel, Jordan, Syria

Following the traces of the Pharaonic, Israelites & Nabataeans..

Indian subcontinent

India, Nepal, Sri Lanka, Maldives

Following the traces of the Thakali, Sherpa, Rajputs..

Southern Africa

Namibia, South Africa, Swaziland, Lesotho

Following the traces of the Zulu, Boers, Swazi ...

Australia & Pacific

Australia, New Zealand, Fiji

Following the traces of the Aborigines, Maoris...

Southeast Asia & East Asia

Indonesia, Laos, Myanmar/Burma, Cambodia, Japan, Vietnam

Following the traces of the Burmese, Thai, Khmer, Nguyen..

BCT - features

- Competent administration and detailed introduction by your BCT Tourist guide;
- Enough time to discover everything;
- As much group dynamic as possible, but also the chance for individuality;
- We optimise the advantages of a group without limiting your privacy;
- Getting to know the variety of cultures in the countries we travel to, learn about their past, present and future;
- Discovering the people and the country itself: enjoy the monuments of advanced civilizations, but also keep your ears and eyes wide open for the contemporary inhabitants (Culture & People & Adventure & Nature);
- A triumvirate of study, experience and sea;
- Enough time for sports activities like hiking, cycling, swimming or diving

Concerning your journeys, we want to offer you a high quality of entertainment and travel. With the help of direct selling, optimal advertisement and low printing costs, we try to keep our work in Germany as little as possible. Thanks to good connections to the airlines and carefully chosen hotels, we are able to offer you good prices.

When travelling with us, we guarantee you an English speaking tour guide and ideal supervision for your wishes and requests.

Composition of the groups

Every group consists of approximately 25 participants. The groups on the international trips are composed very heterogeneously of people all over Europe and sometimes other countries as well. Our offers address everyone who is interested in a modern and dynamic program.

Your travelling companion - The BCT- tour guide

Following are some words about your most important contact while travelling: your BCT - tour guide is always with you. Normally, their main job is not being tour guides, but they are expert fans and enthusiasts of their travel destination.

They often work together as a team with the official, locally licensed travel guides. Therefore, they are always informed about current political and cultural developments. They make sure that you will hear all the important facts regarding the country you travel to. Furthermore, they aren't just experts on their destination's culture, but German culture as well, so they are able to put things into context and compare. Off the beaten tourist tracks, they lead you to hidden jewels. In addition, they will tell you about the culture, religion and background of the country, give insider tips concerning restaurants, café and discotheques. They will assist you 24 hours a day and support you in every area.

If you feel like exploring on your own, you can use the tour guide for advice for your own tours or additional excursions in groups.

Information - before and after your trip

There is an extensive amount of information available in every stage of your journey. For every travel destination, you will receive detailed information that include everything you need to know about the main facts that are important for your journey. Additionally, we offer seminars for each country and your journey. Due to constant contact to your tour guide, you will always be up to date. If you still have questions, please do not hesitate to contact our BCT - Touristik in Siegburg or call your tour guide.

Sympathize Magazine

Those coloured DIN A5 books with around 50 pages, describe and explain various aspects of particular countries. There are authors from Germany, as well as natives that characterize important facts about religion, culture, history and politics. Therefore you receive ample information.

In addition, there are issues that offer special knowledge about the main world religions (Christianity, Buddhism, Judaism and Islam) and topics concerning travelling (environment, understanding foreign facts and tourism).

Providing valuable insights



Sympathize Magazines

- Support intercultural learning
- provide informative und sympathetic insights
- impart insights into the daily life of the country
- decode the foreign
- rouse the tourist's interest, understanding and sympathy for the country to visit
- support travelling with respect to the different cultures

- give the opportunity to peek behind the tourist curtain
- give inhabitants a chance to speak up
- are handy, a pleasure to read, informative and valuable

BCT - group tours

You also have the possibility to book journeys as an independent traveller - or travelling group. It does not matter whether it is a work-related study trip or a private group of tourists, you will always receive a customized journey.

Group bookings are often made by adult education centres, universities, religious groups, parties, foundations, associations, clubs, magazines or companies.

Environmental protection

- We use eco-friendly paper,
- No excursions through nature reserves
- Airlines with modern airplanes
- Rail & Fly: we recommend travelling to the airport by train.
- We try to advise hotels regarding ecology and set good examples

BCT on the internet

Following is a list of our websites that provide further information:

Japan www.japan.bct-touristik.de

Additional BCT - Journeys:

Study trips & long distance journeys www.bct-touristik.de
Group tours www.gruppenziele.de
Pilgrimages to holy places www.pilgerreisen.net
Class trips www.klafa.de

BCT - culture and beach

Because many travellers wanted to end their journey with a couple of days at the beach, we developed a new offer - culture and beach. Many of our travel destinations provide a lot of wonderful beaches. Hence, you can book additional days to enjoy them. This is a very customisable process, since there is no influence on the study trip which proceeds right before. On site, our local agents are available for your requests.



Following you can find the possibilities feasible for the culture and beach offer:

Indian Ocean

Goa, Thiruvananthapuram, Madras
Bentota, Koggala, Mount Lavinia
Meerufenfushi, Giaavaru
Durban
Langkawi
Bali

India
Sri Lanka
Maldives
South Africa
Malaysia
Indonesia

Pacific

Acapulco, Puerto Vallarta
Sydney, Cairns
Viti Levu

Mexico
Australia
Fiji Islands

Atlantic Ocean

Cape Town

South Africa

Caribbean

Cancún, Playa Del Carmen, Isla Mujeres
Caye Caulker, Ambergris Caye

Mexico
Belize

Red Sea

Eilat
Aqaba
Nuweiba, Sharm el- Sheik, Dahab
Hurghada, Safaga

Israel
Jordan
Sinai
Egypt

Travel insurance

Good insurance is very important to us to ensure that you can your holiday. We suggest booking a travel insurance package with a broad coverage. This insurance is provided by the Worldwide Travel Insurance, one of the UK's best independent travel insurance retailers. Of course, we can stipulate this contract for you. For more information, please visit the designated page of our website.

Further questions?

If you have further questions, you can always call (Siegburg 00492241-9424211), fax (00492241.9424299), email (info@bct-touristik.de) or mail us (BCT-Touristik GmbH, Bonner Str. 37, 53721 Siegburg).

Your tour operator:

BCT-Touristik GmbH
Bonner Str. 37
53721 Siegburg
GERMANY

AG Siegburg
HRB 13381

Managing Director: Mr. Ulrich Bexte



General Program

Staring at a catalogue reading about all the possible destinations for your next holiday, but still don't know where to go? You have already travelled with BCT-Touristik once and want to experience another tour? Let us tell you a few things you might find very interesting:

Summary of all the study holidays:

We offer a large variety of educational journeys and long distance travels. More details is available in the individual countries' catalogues.

Egypt and Near East

Egypt, Israel, Jordan and Syria will welcome you heartily. You can discover the Holy Land, on the major



path leading toward the roots of three world religions. Enjoy the Eastern Bazaars, visit the mosques, the synagogues and the grand Egyptian pyramids, eternal witnesses of the oldest advanced civilization in the history of humanity.

Australia and New Zealand

The fifth continent, beautiful natural phenomena await you: the Great Reef Barrier, the endless deserts, Ayers Rock and the splendid beaches are just some of them. Make a trip from Sydney to Melbourne and travel as far west as Perth to marvel at the grand landscapes and ample variety in wildlife – most of which is entirely unique to the continent.



Discover the geysers in New Zealand, fascinating mountains, tropical forests and the national symbol: the Kiwi.

The Indian subcontinent

The Himalayans in Nepal, the birthplace of Hinduism in India and the island Sri Lanka are just part of the magic of the entire Indian subcontinent. Seize the chance to discover one of the biggest towns in the world during the annual festival of Pushkar, uncover the secrets of Nepal and walk across the breathtaking landscapes of Sri Lanka, the former Ceylon.



Central America

Places like Mexico, Guatemala and Belize have been the stages to the origin of the ancient cultures of Maya and Aztecs with their brilliant scientific innovations that leave us in awe of their genius even today. Enjoy the large variety of tropical forests in the national parks and relax lying on the fabulous Caribbean beaches.

South Africa

Africa is worth more than just one short visit. The Republic of South Africa, the land of Boers and Zulus, as well as the nearby Swaziland can host a wide variety of natural beauties protected by the national parks. Discover a country that ranges from modern to traditional, from rapid progress to strongly fostered culture.

South-East-Asia...the more recent destinations

Mystic Myanmar (Burma), bright Laos, lively Vietnam and charming Thailand. Ankor Wat in Cambodia, the national parks of Malaysia, Java and Bali, Indonesia's treasures. Discover with us culture, nature and the diversity of the South -East of Asia.

Further information about our web site.

On our website, you will find further details about the travel destinations, as well as some information about the countries themselves,

such as:

Egypt and Near East, Australia and New Zealand, Subcontinent of Asia, South-East-Asia, Central America and South Africa, available on: <http://www.bct-touristik.de>

Here you will find descriptions about the destinations'



history, cities, national parks and animals, gorgeous pictures, as well as online versions of the catalogues, and online information forms that you can use to tell us your wishes and needs.

Participation and travel conditions

Ulrich Bexte Touristik – BCT-Touristik until end of 2015
BCT-Touristik GmbH for journeys, which start after January 1st, 2016.

1. Tour operator

a) The tour operator for journeys until 31.12.2015 is the Ulrich Bexte Touristik, BCT-Touristik, Bonnerstr. 37, 53721 Siegburg, Germany, called BCT. The brands „BCT-Touristik“, „Klafla“ (school classes trips), „Europatouristik“ (trips in Europe) and „Studienfahrten & Fernreisen für Junge Leute“ (study & long-distance trips for young people) and „Pilgerreisen.Net“ (pilgrim travels) belong to the Bexte Touristik.

Siegburg tel. no.: (49) 2241 9424211, Fax.: 02241 9424299

b) The tour operator for journeys from 01.01.2016 is the BCT-Touristik GmbH, Bonnerstr. 37, 53721 Siegburg, Germany, called BCT. The brands „BCT-Touristik“, „Klafla“ (school classes trips), „Europatouristik“ (trips in Europe) and „Studienfahrten & Fernreisen für Junge Leute“ (study & long-distance trips for young people) and „Pilgerreisen.Net“ (pilgrim travels) belong to the BCT-Touristik GmbH, AG Siegburg, HRB 13381.

Siegburg tel. no.: (49) 2241 9424211, Fax.: 02241 9424299

c) With its study trips, seminars, educational events etc., promoted by the BCT through public media, the company proves to have the right to proclaim itself as an organizer and tour operator, as far as it is allowed by law. Within this context, it only provides the necessary organizational help. The organizer in this case will respectively be the association of young people/the educational institution etc. for whom BCT organizes the trip.

2. Subscription / Conclusion of the travel contract

a) Within its subscription to a trip, the prospective customer concludes with the tour operator a contract, which binds him/her to the tour operator until the latter gives him/her the written acknowledgement/confirmation.

b) The subscription can first be written, oral, per email or per phone, but it has then to be confirmed in written form according to the rule.

c) If a participant subscribes to a trip him/herself and other participants, he/she is responsible for the latter and agrees with all the travel terms and conditions also in the name and on behalf of them.

d) In any case, the BCT can ask each participant to subscribe for him/herself in order to avoid any conflict.

e) The contract is established with the acceptance of BCT. This acceptance does not require any specific form. During or directly after the conclusion of the contract, the tour operator will hand out or send to the participant its written confirmation for the trip.

f) If for any reason a subscription would not be taken into account, BCT would immediately inform you. We recommend an early subscription since we often have more interested customers than places.

3. Underage participants

a) A subscription for an underage participant has to be signed by the young him/herself and by his/her parents or tutors.

b) As there are no age limits indicated in the offers' descriptions, the following minimum ages are effective: 1) a young who travels alone within the EU: 16 years of age or outside the EU: 18 years of age; 2) a young who travels accompanied by a responsible adult within the EU: 12 years of age or outside the EU: 14 years of age. Exceptions are possible only according to the case 2) after speaking with the BCT-Touristik according to the characteristics of the journey.

c) With the subscription to a journey, the parents or tutors give their consensus to the underage participant to be allowed to move alone at his/her own risk during the trip.

d) This is also effective when the agreement for an underage participant is given in an age under the minimum age brackets indicated.

e) The parents or tutors allow the underage participant to stay up during the night until an hour fixed by the tourist guide / study trip guide.

f) Underage participants need the consensus of the parents or tutors in written form to be allowed to leave the territory.

4. Travel price / participation fees

a) Participation fees / travel price stand on the participation agreement.

b) If the participation fees or the performance description of the agreement differ from the subscription or announcement, they become the new offer of BCT to which it is bound for a period of 7 days. The travel contract is concluded when the participant makes his/her subscription to the trip in written form or pays the fees within 7 days.

c) BCT is authorized to change the participation fees if there are more than 4 months left from the travel confirmation to the beginning of the journey. The travel price can change only if there is an extraordinary rise of transport costs, changes in the price of specified performances like harbour and airport taxes, or changes in the currency rate.

d) If there is any change in the travel price, BCT has to inform the participant at the latest 3 weeks before the beginning of the journey.

e) The participant is authorized to cancel his/her travel for free if the rise reaches more than 5%.

f) If he/she withdraws from his/her journey, he/she is authorized to ask for another trip of the same standards, without paying any supplement fees, if the tour operator can offer him/her such a journey. The participant is entitled to do so only after having spoken with the tour operator about the rise of the price.

g) A rise of the price from 3 weeks on before the beginning of the trip is not permissible.

h) When study trips are assisted by aids from some governmental institutions, the participant has to take part in all the meeting set for talking about the program and promoted by these institutions. If he/she does not, he/she has to pay extra cost. This applies for the study trips and the pre and post events.

BCT would like to precise that aids are sometimes in charge for the participation fees regarding the study trips, seminars and meetings.

i) Special prices, discounts & reductions have to be given while booking. A late reduction after billing is not possible.

j) A combination of multiple discounts is not possible.

5. Performances

a) There is a description of the performances which are applied to the contract in our offers and in the participation confirmation. The tour operator is bound to these performances. However it has the right to change them before the

conclusion of the contract but has to inform the participant before the booking (see 4b).

b) Additional conventions that change the described performances are permitted only with the agreement of the BCT. Intermediaries, tourist offices, travel agencies and tourist guides are not allowed to do so.

c) The description of the performances is in accordance with the local conditions/standards/ categories. The performances are always adapted to the country and place. For further information, please consult the description of the countries of destination. Please pay attention to the fact that most of the countries outside the EU do not follow the European standards. They have other criteria about cleanliness, punctuality and comfort.

d) Decide to go on a trip to a country without European standards only if you can bare a small level of cleanliness and comfort without losing the pleasure of the journey. If you cannot imagine staying in such a country, we can only advise you not to travel to a developing country.

e) For each group trip we have at your disposal an optional program. This one, which has been conceived on the ground of our earlier experiences and propositions, is to give you an overview of what can and should be done during these trips.

f) Each group can decide after speaking with its tourist guide of the final realisation of the journey.

g) The elements of the performances are only those described in the program.

h) BCT keeps the right to change the order of the performances or to provide them on another day if it is mentioned in the offer and in the travel contract (changes in the program or in its progress under reserve) and if it is reasonable for the participants.

i) Entrance fees, guided tours, tips, visas, official and governmental taxes (airport taxes; arrival and departure taxes) and travel insurances do not appear in the elements of the performances.

j) See "Changes of performances"

k) See 6 (g) "Change of location for the overnight staying"

l) See "Non standard performances"

m) See "Non provided performances"

6. Overnight stay in hotels, rooms and changes of location

a) Single bedroom or double bedrooms have not automatically a better standard or better facilities.

b) It is possible that participants without booking or extra fee get this kind of accommodation.

c) If possible, we place all the participants in a single room, but we cannot guarantee it.

d) You can access the rooms from 2pm when arriving and stay until 12am before leaving. These rules also apply when you arrive early from the airport or leave late in the evening for your flight.

e) It is possible that the BCT decides to stay longer or shorter in a place. The participants will be directly informed and this will not cause a rise of the price. If an important point of the program is cancelled, it should be proposed something equivalent.

f) Please pay attention to the fact that in the Tropes, while or directly after monsoon/rains, small changes might be done and you will have to accept some disadvantages like water spots on the wall, wallpaper or mats.

7. Changes in the performances

a) Changes and differences in the trip performances concluded in the contract that became necessary and are not induced against fidelity and belief by the tour operator are possible, as far as these changes and differences are not considerable and do not prejudice the booked travel.

b) Possible requirements of guaranty cannot happen as far as the changed performances are not liable for defects.

c) The tour operator has to inform the customers of the changes and differences in the performances. As the case may be, it has to propose the customers the possibility to cancel or change their booking for free if the performances have considerably changed.

d) In case the performances of the trip changed considerably, the tour operator has to warn the customers at the latest 21 days before the beginning of the trip.

e) In case of considerable change in one of the important performances of the trip, the participant has the right to cancel his trip without paying anything or to be offered another trip of the same value if the tour operator can propose such a trip. The participant has the right to do so after having being explained the reasons of the changes.

8. Payment

a) For the subscription, after giving back a chattel paper, you have to pay a 10% deposit of the total travel price; however, this can never be higher than 250€.

b) Notwithstanding a), some small deposits can be fixed, you will find these conditions in the bases of the journey or in the conditions of the subscription.

c) Under a 150€ participation fee, you will not have to pay any other deposit.

d) Fees for insurance and other travel supplies, extra costs because of recession or of reservation's modification have to be paid without delay.

e) If no deposit is paid during the subscription, the participant has to pay it in the following 7 days according to the subscription conditions. With this deposit, he accepts the travel conditions of BCT.

f) If the subscription happens within the 4 weeks before the beginning of the trip, the participant has to pay the total participation fees while subscribing. The reservation form has to be handed out without delay.

g) If the subscription happens within 3 weeks before the journey, BCT has the right to require 15€ per participant because a late booking costs the travel agency money.

h) The deposit and the rest of the price have to be paid only after the hand-out of the reservation form according to the §651 ch. 3 of the German Law. If the trip does not last more than 24h, there is no overnight-stay and the travel price does not exceed 75€. In this case, the total price can be paid without hand-out of the chattel paper.

i) The rest of the travel price has to be paid 4 weeks before the beginning of the trip, when the journey cannot be cancelled anymore according to 27a). When the trip can still be cancelled according to 28b), the rest has to be paid 3 weeks before the beginning of the trip.

j) The travel documents will be handed out after the payment.

k) If the total price has not been paid, BCT has the right not to hand out these documents/tickets.

l) BCT is not obliged to accept you for the journey if you have not paid the total price before the beginning of the trip. If it happens, BCT is allowed to require money because of extra costs (postal charge + work accomplished) from the second letter. fixed rate 5€

l) If the total price has not been paid before the beginning of the journey, BCT is not obliged to carry on with this trip. Moreover it has the right to ask for compensation.

m) We inform you that the money transfer can sometimes last more than 6 days. As far as the money is not on our accounts, we consider the journey as being not paid.

9. Tips, presents, etc.

a) Tips, even those related to the events organized by BCT or to the performances specified in the contract, are not included in the participation fees and the participant has to pay them directly during the journey.

b) This is also the case for the presents to the host, the referee, the tourist guides and the bus driver.

10. Recognition of the conditions of participation

With his/her participation to the journey, each participant recognizes the conditions of participation.

11. Other participant

a) Until the beginning of the journey, the participant can say that someone else will take part in the trip instead of him. BCT can refuse the participation of this third person if he/she does not fit to the requirements of the travel, or if his/her participation is against the statutory provisions or the official order.

b) BCT can refuse the participation of this third person if he/she does not/cannot comply with the requirements of public needs for the journey.

c) BCT can refuse the participation of this third person if the participant had to comply with special requirements for the participation to the journey or if the group of participants was restricted by BCT (i.e. membership, location, age bracket etc.)

d) BCT can eventually ask for extra costs from the participant who was replaced (i.e. application for visas, single room, insurance etc.)

e) For the handling costs, BCT can also ask the person for a supplement of 30€. For the trips outside EU this tax reaches 60€ after 14 days before the beginning of the journey.

f) If a third person concludes the contract, he/she and the former participant are liable for the travel price and the extra-costs to the tour operator.

12. Exclusion from a journey

a) If a participant behaves grossly negligent and illegally, disturbs the journey even after several sustained reprimands, does not follow the tourist guide's directives or does not fulfil his duties for the journey, he/she can be excluded from the journey after one or several warnings, or in the worst case without any, without legitimate claim. BCT has in this case the right on the travel price.

b) In case of rescission from an underage participant, his/her parents/tutors have to pay the costs (and eventually also those of his/her travel escort).

c) After one participant's exclusion from a journey, there is the possibility to find a substitute participant.

14. Participant's contribution duties

a) If a journey is promoted by public means, the participant has to take part in each event that are related to it, before or after the journey.

b) If the participant has not received his/her travel documents/visa before, during or after the journey, he has to inform BCT as soon as possible. If within the 7 days before the journey's beginning he/she has not received these documents, he/she has to inform BCT without delay.

c) If the performances of the journey are disturbed during the trip, the traveller has to inform his tourist guide or the representative of the BCT. If none of them is reachable, he/she has to contact the BCT in Siegburg. If the lack is not reported the participant has no right for a reduction in price. This is in order to solve any problem you could have.

d) The tourist guides and representatives of BCT are not entitled to recognize the participants' guarantee claims.

e) If a lack is not compensated, you will have to write a report with your tourist guide. Our tourist guides and representatives have no right to confirm and sign a report you have written alone.

f) Independently from this report, you will have to show a written document to BCT Touristik, Bonner Straße 37, 53721 Siegburg, Germany, within the 4 weeks following the end of the journey.

g) If there is any spoil performance, the participants have to do their best to avoid the eventual damage or to limit it.

h) During bus trips, overnight stays in accommodations for young people, in sports halls or on tents areas, participants have to mind to leave the site clean and tidied up.

15. Trips for young people/study trips

a) Some trips from the BCT are specially organized for young participants. These trips can be more active than the others, especially for what concerns the arrivals and departures at night-time. The participants cannot ask for any compensation for these circumstances.

b) The former rule applies also for a big number of adult participants who want to take part in those trips.

16. Non standard performances

a) If a participant does not want to take part in one of the performances proposed by the BCT, BCT will give him/her the money back when it is possible. This does not happen if it deals about an insignificant performance, if the expenditures are irrelevant or if the payback is opposed to the official directive or to the local conditions.

b) For the accommodations, the transports and programs booked by the BCT, and also the events that lead to a rise of costs, if the number of participants reduces but the total price remains the same, no payback is possible for non claimed performances.

c) In the conception-program of the BCT, participants can decide themselves in which part of the program they will take part (this is not valid, though, for those points of the program which are fundamental for the whole trip). The non-participation because of a participation restriction or for other reasons to any points of this program cannot lead to repayments.

17. Non-provided performances

a) If any point of the program does not take place due to exceptional cases of violence in the site, strikes, official directives or actions of renovation of the site, the price will be reduced as far as this point of the program belonged to the performances and BCT does not propose any alternative to the program.

b) If during the journey the wished accommodation in single, double, triple or quadruple bedrooms cannot be realized, the participant has the right to receive a reduction if the placing has led to extra costs. Especially for the group trips it can happen that the overnight stay does not take place in the wished accommodation and a change has to be made.

18. Performance guaranties

a) Remedy: if the journey does not take place as specified in the contract, the participant can ask for a remedy. The tour operator can refuse this remedy if it requires disproportional expenditures. But it also can find a remedy that represents a substituted performance of the same or higher value.

b) Reduction of the price: if the duration of the journey is not respected, the participant can ask for a reduction of the price. This reduction is calculated according to the price it should have been sold at the first place and not according to the lack of time the customer suffered.

c) Cancellation of the contract: if a trip contains lacks and the tour operator does not remedy to these, the traveller, according to the travel contract, can cancel his/her journey with a written report that states the reasons of his withdrawal.

d) The participant can ask for compensation because of missed fulfilment of some points despite the reduction or the cancellation, unless the tour operator is not liable for the error in the journey.

19. Flights, flight plans, flight times, luggage

e) For each flight, the traveller is allowed to bring 20kg luggage in suitcases.

f) The carrying of sport material (surfboard, diving gear, skis etc.), animals, rolling chairs and other special equipments are not included in your travel contract. This is the case for the flight but also for the transfers, visits and sightseeing in the country. Each traveller has to check him/herself with the airline company what he/she should do for these special equipments. If one of our employees helps him/her, we do not offer any guarantee.

g) Damages or loss of your luggage have to be reported directly after your arriving to the airline company at the airport. To do so, you will need your flight ticket with the number of luggage, their weight and the place you put it. The airline companies take the responsibility only for a certain weight of luggage; this is why we advise you not to leave anything valuable in your luggage. You will have to write a report describing the loss. You will give one of the copies to the airline company and keep the other one as a proof.

20. Visa/official consensus

a) BCT is responsible to teach the people who live in the country where the journey is offered about the regulation of the passports, visas, health certificates or other eventual changes before the beginning of the journey. For the participants of other nationalities the proper consulate will give you information.

b) For the trips offered in the Federal Republic of Germany, the stated passports, visas, health and other official certificates refer only to German people.

c) It is presumed that no particular passports are existent for exceptional conditions (dual citizenship, previous extradition or denied entry to a country of transfer or to a country of destination, undesired persons, passport registration etc.)

d) The participant is him/herself responsible for the compliance with all the important preconditions for the accomplishment of the journey/study trip. All the drawbacks that follow because he/she did not follow these preconditions are at his/her charge.

e) If BCT takes care of the organization and the provision of the visas or other formalities, it is not liable for the not-in-time distribution/handling by embassies, consulates or other official administrations, unless BCT is to blame for the delay. f) The participant is him/herself responsible for the compliance with all the important preconditions for the accomplishment of the journey. All the drawbacks, especially the cost for an earlier flight back, that follow because he/she did not follow these preconditions (i.e. if he/she does not have the possibility to start the journey because of previous extradition or denied entry) are at his/her charge, unless he/she was misinformed by the tour operator.

21. Insurance, illness, vaccinations etc.

a) BCT informs the participants about the safety precautions for travels abroad according to its knowledge but without guarantee.

b) BCT recommends the participant to stipulate a cancellation insurance for any journey, health insurance for the travels abroad in combination with a words and deeds pack, a luggage insurance and an insurance against accidents or for responsibility obligations.

c) If BCT provides insurances to one participant or to a group, they will have to refer directly to the insurance company in case of damages. BCT does not take any responsibility in this context.

d) Travel cancellation insurances must be taken within the 14 days after having received the travel confirmation.

22. Jurisdiction / Complaint / Limitation

a) The jurisdiction is in all cases referred to the registered office of BCT in Siegburg (Germany): if BCT sues a passenger the address of Siegburg is the one that figures on the denunciation. Even when registered traders and persons, who have their address / jurisdiction not or not anymore in Germany after having signed the contract and / or after the report at an unknown place, the denunciation is always compatible with the BCT address in Siegburg.

b) The participant has one month-time after the end of the journey (as it was fixed on the contract) to enforce the claim against a missed accomplishment of some performances of the journey / excursion / seminar in question to BCT in written form, except the case in which he/she might not comply with the term due to cases that are not his fault. The complaint right is prescribed (no longer valid) 1 year after the contractual agreed end of the journey or after 3 years in cases of claim for compensation after a body damage/injury, involuntary manslaughter or not allowed/violent actions. An assertion of the demands stops the time limitation until the day of the rejection made by the organizer in written form, at pending hearings, until the participant or the tour operator refuses the continuation of the hearing. The time limitation occurs at least 3 months after the inhibition.

c) Claims of single participants can only be transferred by their fellow passengers or to the travel declarant. The juridical assertion of these demands through third parties on one's own behalf is not acceptable.

23. Responsibility of BCT

a) BCT is responsible for:

- the faithful travel arrangements, the careful choice and control of the collaborative agencies, the accuracy of our performance descriptions, the accuracy of all the performances promised for the journey in the catalogues if BCT has not announced a change within the allowable terms (see 5a and 4b) and for the correct realization of the contractual travel performances.

b) BCT is responsible for a fault caused by a person that was operating in the name and on behalf of BCT.

c) If there is an extra transportation using scheduled services during the journey or immediately after it and the passenger receives an apposited ticket for this transportation mean, the tour operator effects contracted (or exceptional) services for this transportation if it is told so in the travel description and in the travel announcement. It is not responsible, though, for the accuracy of the transportation performance. In this case the possible responsibility is of the carrying company. The passenger has to be informed about this company in written form and these information must be made available to him/her.

24. Responsibility restrictions

- The responsibility of BCT for damages that are not of physical kind are limited to the amount of 3 times the travel price.
 - As far as the damages to the passenger / participant were not committed deliberately or carelessly
 - BCT is responsible for damages committed to passengers caused only by one of the connected agencies.
- For all demands of compensation made by the customer to the tour operator regarding actions that weren't committed intentionally or for carelessness, the tour operator guarantees for damages of property up to 4100 Euros. If the travel price is higher than 1366 Euros the amount is limited to 3 times the travel price. These limits apply for every passenger and journey. Also the customers are always advised to stipulate an insurance for travel accidents and for luggage mishandling.
- BCT is not responsible for interruptions of services that are arranged by a third party, for example: sightseeing flights, sport events, visits to a theatre, expositions, extra programs like travels by air, water and land.
- BCT is not responsible for damages to persons or properties caused by hotels or other connected agencies which result from forbidden actions (for example theft, damage of clothes caused by the personnel) and for actions that decrease the value of the journey.
- BCT is not responsible for damages caused during trips, sightseeing tours and other special events which the tour operator offers for free or for refund of the entry fees and driving costs (without making any profit on it)
- f) BCT cannot guarantee for the accuracy:
 - of things described in the brochures of hotels or destination countries that serve as own advertisement;
 - of catalogues / brochures of tourist offices / associations and so on;
 - of guidebooks sold or advised by the BCT.
- g) If the tour operator itself provides an air carrying service the responsibility is arranged according to the regulation of the aviation law combined with the International Agreement of Warsaw, the Haag, Guadalajara, the Arrangement of Montreal and the Directions of the European Union. This agreement in normal cases limits the responsibility of the air carrier in cases of death, bodily injury, loss and damage of the luggage. The Directions of the European Union arrange the rights of the passenger in the case of delays. If the tour operator provides services also in other fields it is responsible for the observance of the above mentioned regulations.
- h) If the BCT itself provides services as shipping company for trips by ship/boat the responsibility is arranged according to the code of commercial law and the law of inland water navigation.

25. Responsibility of the participants Every participant and the eventual tutor of teenagers/children are responsible for disadvantages caused by their behavior or the behavior of the people under their own responsibility. If the participants or their tutors don't have a private insurance for the responsibility against accidents they should conclude one before the time of the trip.

26. Withdrawal by the participants

- The participant can recede from the journey any time before the start. Is the tour operator itself that describes the terms and conditions for the admission of a withdrawal. If the customer recedes from the contract before the beginning of the journey or doesn't show up at the first meeting at the beginning of the journey, the tour operator is allowed to be compensated / reimbursed for all the expenditures that already took place.
- If a participant simply doesn't pay for the journey are not valid the rules for withdrawal.
- The costs of a journey withdrawal depend on the time at which it took place and it can grow up to the full trip price. In case of a contract withdrawal the tour operator has the right to enlarge the costs. For that reason a withdrawal should be told immediately.
- The costs for a trip cancellation differ for every trip. However, it basically depends on the total amount of services (provided by third parties, meaning connected agencies) that were booked by the group itself (transportation, tours and visits, etc.) and on the minimum number of participants for that specific trip because it might lead to extra costs or even advantages. Also the commissions for the tour operator and the taxes paid by the latter for the whole process need to be taken into account.
- The costs for a cancellation can be compensated flat-rate because we take into account the savings on intermediaries costs, on advance payments and their following use. It is up to you to prove that BCT would have had lower costs / minor economical damage through ulterior uses. If this doesn't happen you have to pay the following cancellation costs.
 - The flat-rate cancellation costs account for common cases in the following different conditions or in cases not specifically described in the participation confirmation:
 - At bus journeys in Europe for single passengers:
 - Until 45 days before the start: 20 % of the travel price
 - At least 25 Euros
 - 45th to 25th day before the start: 60 % of the travel price
 - 24th to 16th day before the start: 70 % of the travel price
 - From the 15th day before the start: 75 % of the travel price
 - From 48 hours before the bus start: 95 % of the travel price
 - At bus journeys in Europe for groups with 5 or more persons:
 - Until 61 days before the start: 20 % of the travel price
 - At least 25 Euros
 - 60th to 25th day before the start: 75 % of the travel price
 - 24th to 16th day before the start: 85 % of the travel price
 - From the 15th day before the start: 97 % of the travel price
 - All other journeys:
 - Until 45 days before the start: 20 % of travel price
 - At least 45 Euros
 - 45th to 31st day before the start: 30 % of the travel price
 - 30th to 25th day before the start: 50 % of the travel price
 - 24th to 16th day before the start: 60 % of the travel price
 - From the 15th day before the start: 65 % of the travel price
 - From the 8th day before the start: 75 % of the travel price
 - From 48 ous before the start: 95 % of the travel price

- The flat-rate compensation for cancellation costs account for trips to Egypt, Israel, Jordan, Lebanon and Palestine for every declared participant as follows:
 - Until 45 days before the start: 20 % of the travel price
 - 45th to 31st day before the start: 30 % of the travel price
 - 30th to 25th day before the start: 35 % of the travel price
 - 25th to 16th day before the start: 45 % of the travel price
 - From the 15th day before the start on: 69 % of the travel price
- At the date of departure: 85 % of the travel price
- k) The flat-rate compensation for cancellation costs account for trips to Australia, Belize, Guatemala, India, Mexico, Nepal, Swaziland, Singapore, Sri Lanka and South Africa for every declared participant as follows:
 - Until 45 days before the start: 20 % of the travel price
 - 45th to 31st day before the start: 45 % of the travel price
 - 30th to 25th day before the start: 55 % of the travel price
 - 24th to 16th day before the start: 75 % of the travel price
 - From the 15th day before the start: 85 % of the travel price
 - From 48 hours before the start: 95 % of the travel price
- l) The named compensation costs listed above show the maximum costs for standard travel destinations and can therefore be diminished by the tour operator itself if the compensation costs result as being lower than the ones mentioned before.
- m) In some countries and at some specific dates the compensation costs can be higher. If that is the case you will be told about it when you are still in your country, through the information about the destination and at the moment of reservation.
- n) Claims of single travellers about the participation terms and conditions cannot in general be taken into account.

27. Trip cancellation done by BCT

- BCT is allowed to withdraw from the journey until 4 weeks before it starts, if the accomplishment of the promised performances and services cannot take place because of economical reasons.
- The right for a withdrawal from the contract is only permitted if BCT is not to blame for the causing reasons (for example calculation errors), if BCT demonstrates the reasons (for example not enough participants) and if BCT shows to the passenger another offer.
- c) BCT is allowed to withdraw from the contract if the minimum attendance is not reached (see 28).
- d) If there are special costs to be sustained for booking a journey (telephone, postal charges) BCT will pay back an overall amount of 10 Euros, in special cases up to a maximum of 20 Euros.
- e) Note the chapter about "minimum attendance" and "Completion / break of the journey caused by the act of nature beyond human control".

28. Minimum attendance

- If the minimum attendance for a journey is not reached until 2 weeks before the beginning of the trip, BCT is allowed to cancel it. At short trips up to 5 days the deadline is only 10 days, at one-day trips is even shorter and corresponds to 5 days before the start.
- Already in previous moments BCT has to inform the participants that the trip won't take place if the minimum attendance is not reached and that, in that case, BCT will inform immediately all the participants.
- c) The cancellation of the journey will be told every participant immediately. The paid amount for participation and the money for booking (see 27 d) will be reimbursed.
- d) If there isn't any written minimum attendance in the announcement / participation conditions than the following general rules are valid:
 - The minimum attendance for journeys by plane and their advanced programs, additional trips and other events: 15 participants
 - The minimum attendance for journeys by bus: 30 participants
 - No minimum attendance for all-inclusive tours in a city or at a sea-side location without any organized tour (only flight, transfer and hotel)

29. Completion / break of the journey caused by the act of nature beyond control

- In case of an action of nature beyond control, that was unpredictable at the time of the contract's conclusion (ABC-accidents, strikes, general confusion, war-like circumstances, natural catastrophes, etc.) due to which the journey becomes endangered, spoiled or heavily hindered, BCT as well as the participants can cancel the travel agreement without observance of deadlines.
- b) With the contract cancellation for the above mentioned reasons, BCT can claim for a compensation for the already carried out performances or travel services that are necessary for the completion of the journey.
- c) Further on BCT is committed to bring the passengers back to their hometown, especially if the contract includes a return ticket.
- d) The eventual additional costs have to be bared half by BCT, half by the participants. All other additional costs have to be bared completely by the participants.

30. Warranty / travel-guarantor

- The trips of Ulrich Bexte Touristik until December 31st, 2015 and of the BCT-Touristik GmbH from January, 1st 2016 on are insured by the Generali Versicherung AG (Generali insurance), Adenauerring 7, 81737, Munich and by the Reiseagentur GmbH, Jessenstraße 4, 22767 Hamburg, telephone: (040)-380 372 30, fax: (040) 380 372 50, web: www.reiseagentur.de, email: info@reiseagentur.de.

31. Errors / Oral Agreements

- All information in the program brochures, fliers, posters and newsletters, etc. contain the information at the date of their print. Changes (for example of prices, performances, dates, printer's errors, mistakes and so on) can take place until the registration's confirmation by BCT.
- b) Caused for example by place or other reasons the information about the participation conditions and extra conditions written in the brochures, info-writings and newsletters can be also partially incomplete. The full participation conditions and the country/journey information can be seen in the travel announcement, at the BCT itself or can be received by email/post after having sent a special request. Otherwise they can be read in the participation's confirmation.
- c) No tourist agency, intermediary or tourist guide is allowed to give any consensus, guaranty or make any promise that differ from the travel terms and conditions or brochure information.
- d) Special requests have to be denoted on the registration form. Within 7 days you will receive an affirmation or a notification about your request's processing. If this doesn't happen it means that your personal request cannot be satisfied.

Our travel confirmation will then offer you a new offer that you can accept or decline.

e) With the editing and publication of a new trip program / brochure / catalogue all older ones lose their validity.

32. Computing acquisition of data

- The participants of the trips, study-holidays and seminars agree that personal data will be saved and used for computing farther information arrangements.
- b) The participants agree that their addresses, telephone numbers and dates of birth are added to the participants' list that all other participants of this trip can read. If someone does not want to be added to the list then just write a short message to BCT. The participants have a right of objection by §28 clause 4, sentence 2 of the German Data Protection Act.

33. Ineffectiveness of single terms and conditions

If one of the conditions / contents above mentioned should be or become ineffective or invalid it doesn't mean that all the participation conditions or contents inside the trip contract become also invalid. All other terms remain valid and it does not affect the laws and their effects.

34. Contract conditions

- There apply the conditions described above
- b) Except a) there apply the effective contract conditions, house rules or other conditions of the accommodations, travel, bus, flight and all other transport companies or of particular organizers or BCT-contract partners. For all travels by plane apply the carrying terms and conditions set by the airline company itself.
- c) There is a special announcement for information that are denoted by the BCT-Touristik about the destination country or the trip itself in the brochures / booklets / catalogues / info letters and participation confirmation. These information are part of the travel contract.
- d) If there are other versions that differ from the above mentioned conditions for what might concern special events you will be informed about them through announcements and in the participation confirmation.

Last update: 01.05.2015 – subject to errors and change. Participation and travel conditions from May, 1st 2015 are coextensive with the version from November, 1st 2009, revision was only made to following points:

- Point 19.1 to 19.3 removed on 23.03.2014.
- Tour operator Point 1. Revision on 01.05.2015: BCT-Touristik GmbH is the tour operator for all journeys which start after 01.01.2016.

Information about the travel insurance



Dear customers,

Here we listed some information about the travel insurances for you. It might be possible that you don't find all the topics you consider important because we have prepared only a brief summary. For further information we advice you to read the catalogue thoroughly. Further information can also be found at the insurance conditions of the HanseMerkur Reiseversicherung AG, Siegfried-Wedells-Platz 1, 20354 Hamburg, Germany, Court of registration: AG Hamburg, B19768 (Tel.: +49 40 4119 1000; Web: www.hmr.v.de).

Insurance policies for the trips to Japan

Travel cancellation & interruption policy

City Trip, 8 days	89 EUR	Approx. 83 GBP	Approx. 118 USD
Basic Trip, 16 days	109 EUR	Approx. 102 GBP	Approx. 145 USD
Basic Trip, 17 days	139 EUR	Approx. 130 GBP	Approx. 184 USD
Advanced Trip, 21 days	139 EUR	Approx. 130 GBP	Approx. 184 USD
Advanced Trip, 27 days	179 EUR	Approx. 167 GBP	Approx. 238 USD

Travel health policy

The travel health insurance is inclusive for all customers up to the age of 64.
You can take out insurance up to the age of 65 only.

Subject to change. Prices in Euro.

For any question please do not hesitate to contact us at: +49-2241-9424211.

Information without guarantee: last update on 01st November 2016



Bill & Deposit

Together with the trip confirmation you receive the receipt of payment, our bank account coordinates and your trip invoice.

After receiving these documents, we invite you to pay 10% of the total trip price, up to a maximum of 250 euro per person, and the insurance expenses within 7 days.

The remaining amount is to be paid 4 weeks before the trip begins.

When do all the documents arrive?

With the trip confirmation you receive also the receipt, the trip bill and all the insurance documents.

Moreover, from 4 to 6 weeks before the trip begins you receive all the information about the destination, the health conditions and system and the hotel data; we send you also the agency's address, the important telephone numbers and your baggage labels.

One week before you get the last travel updates and the flight tickets.

Travelling alone to Japan?

At the BCT you can also book half a double room instead of a single room. If it is not possible to find a person for the other half you only pay half the single room supplement.

Terms and conditions of the trip & cancellation expenses

If you withdraw from the travel contract you encounter the following cancellation expenses:

Up to 90 days before the trip	20% of the total price
89-60 days before the trip	45% of the total price
59-35 days before the trip	65% of the total price
34-16 days before the trip	75% of the total price
15 days before the trip	85% of the total price
From 48 hours before the trip	95% of the total price
Non-attendance	100% of the total price

In order to avoid the expenses in case of unexpected serious illness we advice you to conclude an insurance against the trip cancellation.

Travelling to the airport

Our BCT-team gives you information about the dates and prices available for your possible travel to Frankfurt airport. All the prices are inclusive return flight to your hometown.

Business Class from Europe to Japan

To make your return flight from and to Frankfurt even better we can book for you a seat in the Business Class at a premium of 2890 euro.

Premium Eco Class from Europe to Japan

With Japan Airlines you have the opportunity to book a new flight class called Premium Economy Class (leg room 97 cm and new JAL Sky Shell). We can book for you a seat in this class at a premium of 1225 euro.

Individual extension of the journey

If you want to stay longer in Tokyo or in other cities of Japan we can book for you a later flight for an overcharge of 150 euro. For this individual accommodation we can book the hotel you prefer.

Registration

For your registration you are invited to fill out the registration form on the last page of this catalogue and to send it directly to:

BCT-Touristik GmbH, Bonnerstrasse 37, D-53721 Siegburg

Booking

We can guarantee a booking for your travel (without initial payment and registration) for up to 3 days only.

For all your questions please feel free to contact our BCT-Team (tel.: 0049 2241 9424211, or via email: info@bct-touristik.it)

Your tour operator:

BCT-Touristik GmbH
Bonner Str. 37
53721 Siegburg
GERMANY

AG Siegburg
HRB 13381

Managing Director: Mr. Ulrich Bexte



Japan 4 Youth 2018

Booking Form

- Europe with flight -



Your address:

Family name

First name

Date of birth

Street, street number

ZIP code, city

Country

Phone (private)

Mobile

Email

Basic Trip – 16 Days*

(Prices pp in a twin room,
single supplementary 298€/277£)

- | | | |
|---|---------|--------|
| <input type="checkbox"/> 12 th Mar – 27 th Mar 2018 | 3,098 € | 2881 £ |
| <input type="checkbox"/> 30 th July – 14 th Aug. 2018 | 3,098 € | 2881 £ |
| <input type="checkbox"/> 10 th Sep. – 25 th Sep. 2018 | 3,098 € | 2881 £ |
| <input type="checkbox"/> 17 th Oct. – 01 st Nov. 2018 | 3,098 € | 2881 £ |

City Trip – 8 Days*

(Prices pp in a twin room,
single supplementary 198€/184£)

- | | | |
|--|---------|--------|
| <input type="checkbox"/> 26 th Dec. – 02 nd Jan. 2018/19 | 2,098 € | 1951 £ |
|--|---------|--------|

Advanced Trip – 21 Days**

(Prices pp in a twin room,
single supplementary 298€/277£
single supplementary hotel only 448 €/417£)

- | | | |
|---|---------|---------|
| <input type="checkbox"/> 12 th Mar. – 01 st Apr. 2018 | 3,898 € | 3,625 £ |
|---|---------|---------|

Advanced Trip – 27 Days**

(Prices pp in a twin room,
single supplementary 298€/277£
single supplementary hotel only 598 €/556£)

- | | | |
|---|---------|--------|
| <input type="checkbox"/> 30 th July – 25 th Aug. 2018 | 4,398 € | 4090 £ |
|---|---------|--------|

Options for Advanced Trip during the language course
(in host family and hotel in 1/2 twin room w/o surcharges)

- ☐ Host family or ☐ Hotel

* Recommended for travellers from 16 to 28 years.

** Recommended for travelers from 18 to 28 years.

As there are no youth flight fares for those over 28 years, you would have to pay a surcharge of 190 Euro / 177 £.

Twin room with:

or:

- ☐ 1/2 Twin Room with another participant

To enter Japan you need a passport which must be valid at least for 6 months. Please check before signing, if you need a visa to enter Japan as a citizen of your country. Vaccinations are not dictated. The terms and conditions valid for the trip are those of BCT-Touristik GmbH updated on 01st May 2015.

With this booking form you reserve the above indicated trip and you declare to be aware of all the terms and conditions for the participation described by BCT-Touristik GmbH. Please fill out the insurance form on the back side.

Please indicate the departure airport. A direct flight will carry you to Frankfurt (FRA) airport (the price of this flight is included in the total travel price).

London ☐ Manchester ☐ Birmingham ☐ Edinburgh ☐ Dublin ☐ _____ (Europe only) ☐

Place, Date

Sign participant

to ... BCT Touristik GmbH, Bonner Strasse 37, 53721 Siegburg, Germany



Booking Form

2nd person



Your address:

Family name	First name	Date of birth
Street, street number	ZIP code, city	Country
Phone (private)	Mobile	Email

Registration for the same trip as on the front.

To enter Japan you need a passport which must be valid at least for 6 months. Please check before signing, if you need a visa to enter Japan as a citizen of your country. Vaccinations are not dictated. The terms and conditions valid for the trip are those of BCT-Touristik GmbH updated on 01st May 2015.

With this booking form you reserve the above indicated trip and you declare to be aware of all the terms and conditions for the participation described by BCT-Touristik GmbH.

Place, Date

Sign

In case the participant is underage we also need the sign of parent or legal guardian.

Place, Date

Sign of parent or legal guardian

to ... BCT Touristik GmbH, Bonner Strasse 37, 53721 Siegburg, Germany

If you have any further questions regarding Japan please contact Mr. Ulrich Bexte, Mr. Vanhnasay Soulivongsak or Ms. Susanne Klar. Telephone (+49 22 41) 9 42 42 11 or japan-team@t-online.de

Travel Insurance

We recommend you to always take travel insurance before making a trip abroad so that you won't have to worry about anything while on holiday. Please also read through the dedicated pages on our catalogue.

The prices for the travel insurance are as follows:

	Travel cancellation & interruption policy		Travel health policy	
City Trip, 8 days:	89 €	approx. 83 £	12 €	approx. 12 £
Basic Trip, 16 days:	139 €	approx. 130 £	21 €	approx. 20 £
Advanced Trip, 21 days:	139 €	approx. 130 £	39 €	approx. 37 £
Advanced Trip, 27 days:	179 €	approx. 167 £	39 €	approx. 37 £

Subject to change. Prices in Euro. Last update on 01st April 2017.

Do you want to take a travel cancellation & interruption insurance? YES ☐ NO ☐

In case of underage participants we also need the birth date of one parent or legal guardian to take out the policy.

Do you want to take a travel health insurance (up to 64 years inclusive)? YES ☐ NO ☐

If you already have a travel health insurance we will deduct 5£ from the travel fare.

Please note: In case of underage participants we also need the birth date of one parent or legal guardian to take out the policy.



Japan 4 Youth 2018

Booking Form

- worldwide without flight-



Your address:

Family name

First name

Date of birth

Street, street number

ZIP code, city

Country

Phone (private)

Mobile

Email

Basic Trip – 15 Days*

(Prices p.p. in a twin room,
single supplementary 298€/395US\$)

- | | | |
|---|---------|------------|
| <input type="checkbox"/> 13 th Mar – 27 th Mar 2018 | 2,546 € | 3,310 US\$ |
| <input type="checkbox"/> 31 st July – 14 th Aug. 2018 | 2,546 € | 3,310 US\$ |
| <input type="checkbox"/> 9 th Sep. – 25 th Sep. 2018 | 2,546 € | 3,310 US\$ |
| <input type="checkbox"/> 16 th Oct. – 01 st Nov. 2018 | 2,546 € | 3,310 US\$ |

City Trip – 7 Days*

(Prices p.p. in a twin room,
single supplementary 198€/263US\$)

- | | | |
|---|---------|------------|
| <input type="checkbox"/> 27 th Dec.– 02 nd Jan. 2018/19 | 1,506 € | 1,957 US\$ |
|---|---------|------------|

Advanced Trip – 20 Days**

(Prices p.p. in a twin room,
single supplementary 298€/395US\$
single supplementary hotel only 448€/594US\$)

- | | | |
|---|---------|------------|
| <input type="checkbox"/> 13 th Mar. – 01 st Apr. 2018 | 3,378 € | 4,391 US\$ |
|---|---------|------------|

Advanced Trip – 27 Days**

(Prices p.p. in a twin room,
single supplementary 298€/395US\$
single supplementary hotel only 598€/793US\$)

- | | | |
|---|---------|------------|
| <input type="checkbox"/> 31 st July – 25 th Aug. 2018 | 3,898 € | 5,067 US\$ |
|---|---------|------------|

Options for Advanced Trip during the language course
(in host family and hotel in 1/2 twin room w/o surcharges)

- ☐ Host family or ☐ Hotel

* Recommended for travellers from 16 to 28 years.

** Recommended for travelers from 18 to 28 years.

Twin room with:

or:

- ☐ 1/2 Twin Room with another participant

To enter Japan you need a passport which must be valid at least for 6 months. Please check before signing, if you need a visa to enter Japan as a citizen of your country. Vaccinations are not dictated. The terms and conditions valid for the trip are those of BCT- Touristik GmbH updated on 01st May 2015.

With this booking form you reserve the above indicated trip and you declare to be aware of all the terms and conditions for the participation described by BCT-Touristik GmbH. Please fill out the insurance form on the back side.

Please note that there are no flights included in these prices.

Place, Date

Sign participant

to ... BCT Touristik GmbH, Bonner Strasse 37, 53721 Siegburg, Germany



Booking Form

2nd person



Your address:

Family name	First name	Date of birth
Street, street number	ZIP code, city	Country
Phone (private)	Mobile	Email

Registration for the same trip as on the front.

To enter Japan you need a passport which must be valid at least for 6 months. Please check before signing, if you need a visa to enter Japan as a citizen of your country. Vaccinations are not dictated. The terms and conditions valid for the trip are those of BCT updated on 01st May 2015.

With this booking form you reserve the above indicated trip and you declare to be aware of all the terms and conditions for the participation described by BCT-Touristik GmbH.

Place, Date

Sign

In case the participant is underage we also need the sign of parent or legal guardian.

Place, Date

Sign of parent or legal guardian

to ... BCT Touristik GmbH, Bonner Strasse 37, 53721 Siegburg, Germany

If you have any further questions regarding Japan please contact Mr. Ulrich Bexte, Mr. Vanhnasay Soulivongsak or Ms. Susanne Klar. Telephone (+49 22 41) 9 42 42 11 or japan-team@t-online.de

Travel Insurance

We recommend you to always take travel insurance before making a trip abroad so that you won't have to worry about anything while on holiday. Please also read through the dedicated pages on our catalogue.

The prices for the travel insurance are as follows:

	Travel cancellation & interruption policy		Travel health policy	
City Trip, 8 days:	89 €	approx. 118 US\$	12€	approx. 16US\$
Basic Trip, 16 days:	109 €	approx. 145 US\$	21€	approx. 28US\$
Advanced Trip, 21 days:	139 €	approx. 184 US\$	39€	approx. 52US\$
Advanced Trip, 27 days:	179 €	approx. 238 US\$	39€	approx. 52US\$

Subject to change. Prices in Euro. Last update on 01st April 2017.

Do you want to take a travel cancellation & interruption insurance? YES ☐ NO ☐

In case of underage participants we also need the birth date of one parent or legal guardian to take out the policy.

Do you want to take a travel health insurance (up to 64 years inclusive)? YES ☐ NO ☐

If you already have a travel health insurance we will deduct 6\$ from the travel fare.

Please note: In case of underage participants we also need the birth date of one parent or legal guardian to take out the policy.



Japan 4 Youth 2019

Booking Form

- Europe with flight -



Your address:

Family name

First name

Date of birth

Street, street number

ZIP code, city

Country

Phone (private)

Mobile

Email

Basic Trip – 16 Days* (17 days in October)
(Prices pp in a twin room,
single supplementary 298€/277£)

- | | | |
|--|---------|--------|
| <input type="checkbox"/> 11th Mar – 26th Mar. 2019 | 3,098 € | 2880 £ |
| <input type="checkbox"/> 29th July – 13th Aug. 2019 | 3,098 € | 2880 £ |
| <input type="checkbox"/> 9th Sep. – 24th Sep. 2019 | 3,098 € | 2880 £ |
| <input type="checkbox"/> 16th Oct. – 01st Nov. 2019 | 3,198 € | 2975 £ |

City Trip – 8 Days*
(Prices pp in a twin room,
single supplementary 198€/184£)

- | | | |
|---|---------|--------|
| <input type="checkbox"/> 26th Dec. – 02nd Jan. 2018/19 | 2,098 € | 1951 £ |
|---|---------|--------|

Advanced Trip – 21 Days**
(Prices pp in a twin room,
single supplementary 298€/277£
single supplementary hotel only 448 €/417£)

- | | | |
|---|---------|--------|
| <input type="checkbox"/> 11th Mar – 31st Mar. 2019 | 3,898 € | 3625 £ |
|---|---------|--------|

Advanced Trip – 27 Days**
(Prices pp in a twin room,
single supplementary 298€/277£
single supplementary hotel only 598 €/556£)

- | | | |
|--|---------|--------|
| <input type="checkbox"/> 29th Jul. – 24th Aug. 2019 | 4,398 € | 4090 £ |
|--|---------|--------|

Options for Advanced Trip during the language course
(in host family and hotel in 1/2 twin room w/o surcharges)

- ☐ Host family or ☐ Hotel

* Recommended for travellers from 16 to 28 years.

** Recommended for travelers from 18 to 28 years.

As there are no youth flight fares for those over 28 years, you would have to pay a surcharge of 190 Euro / 177 £.

Twin room with:

or:

- ☐ 1/2 Twin Room with another participant

To enter Japan you need a passport which must be valid at least for 6 months. Please check before signing, if you need a visa to enter Japan as a citizen of your country. Vaccinations are not dictated. The terms and conditions valid for the trip are those of BCT-Touristik GmbH updated on 01st May 2015.

With this booking form you reserve the above indicated trip and you declare to be aware of all the terms and conditions for the participation described by BCT-Touristik GmbH. Please fill out the insurance form on the back side.

Please indicate the departure airport. A direct flight will carry you to Frankfurt (FRA) airport (the price of this flight is included in the total travel price).

London ☐ Manchester ☐ Birmingham ☐ Edinburgh ☐ Dublin ☐ _____ (Europe only) ☐

Place, Date

Sign participant

to ... BCT Touristik GmbH, Bonner Strasse 37, 53721 Siegburg, Germany



Booking Form

2nd person



Your address:

Family name	First name	Date of birth
Street, street number	ZIP code, city	Country
Phone (private)	Mobile	Email

Registration for the same trip as on the front.

To enter Japan you need a passport which must be valid at least for 6 months. Please check before signing, if you need a visa to enter Japan as a citizen of your country. Vaccinations are not dictated. The terms and conditions valid for the trip are those of BCT-Touristik GmbH updated on 01st May 2015.

With this booking form you reserve the above indicated trip and you declare to be aware of all the terms and conditions for the participation described by BCT-Touristik GmbH.

Place, Date

Sign

In case the participant is underage we also need the sign of parent or legal guardian.

Place, Date

Sign of parent or legal guardian

to ... BCT Touristik GmbH, Bonner Strasse 37, 53721 Siegburg, Germany

If you have any further questions regarding Japan please contact Mr. Ulrich Bexte, Mr. Vanhnasay Soulivongsak or Ms. Susanne Klar. Telephone (+49 22 41) 9 42 42 11 or japan-team@t-online.de

Travel Insurance

We recommend you to always take travel insurance before making a trip abroad so that you won't have to worry about anything while on holiday. Please also read through the dedicated pages on our catalogue.

The prices for the travel insurance are as follows:

	Travel cancellation & interruption policy		Travel health policy	
City Trip, 8 days:	89 €	approx. 83 £	12 €	approx. 12 £
Basic Trip, 16 days:	109 €	approx. 102 £	21 €	approx. 20 £
Basic Trip, 17 days:	139 €	approx. 130 £	21 €	approx. 20 £
Advanced Trip, 21 days:	139 €	approx. 130 £	39 €	approx. 37 £
Advanced Trip, 27 days:	179 €	approx. 167 £	39 €	approx. 37 £

Subject to change. Prices in Euro. Last update on 01st April 2017.

Do you want to take a travel cancellation & interruption insurance? YES ☐ NO ☐

In case of underage participants we also need the birth date of one parent or legal guardian to take out the policy.

Do you want to take a travel health insurance (up to 64 years inclusive)? YES ☐ NO ☐

If you already have a travel health insurance we will deduct 5£ from the travel fare.

Please note: In case of underage participants we also need the birth date of one parent or legal guardian to take out the policy.

Welcome to Japan
Bienvenue au Japon
Benvenuti in Giappone






www.japon.bct-touristik.com



www.japan4youth.fr



www.marathon-tokyo.fr

Vous avez des questions concernant nos séjours au Japon ou vous souhaitez commander un catalogue ? Contactez nous par téléphone au +49-2241-94 24 211 ou par e.mail japon@bct-touristik.fr.
Notre équipe Japon se fera un plaisir de vous aider.



www.japan-cultural-travel.com



www.japan4youth.com



www.marathon-tokyo.com


Do you have any questions concerning our Japan tours or do you want to order another catalogue? Please do not hesitate to contact us on telephone +49-2241-94 24 211 or on E-Mail japan@bct-touristik.com.
Our friendly Japan-Travelteam is happy to help you.



www.viaggi-in-giappone.it



www.japan4youth.it



www.maratonaditokyo.it

Domande sui nostri viaggi in Giappone o se si desidera ordinare altri cataloghi? Basta contattarci per telefono allo +49-2241-94 24 211 o e-mail giappone@bct-touristik.com.
Il nostro viaggio in Giappone cordiale vi aiuterà.

Contact info
BCT-Toursitik - since 1993
Bonner Str. 37, 53721 Siegburg
Germany / Allemagne
Int.Tel: +49-2241-94242-11
Int.Fax: +49-2241-9424211
info@bct-touristik.com - www.bct-touristik.com